

# Technical Specifications

Smart-UPS™ On-Line

120 V/208 V/240 V, 1.5 kVA to 20 kVA models



## American Power Conversion Legal Disclaimer

The information presented in this manual is not warranted by the American Power Conversion Corporation to be authoritative, error free, or complete. This publication is not meant to be a substitute for a detailed operational and site specific development plan. Therefore, American Power Conversion Corporation assumes no liability for damages, violations of codes, improper installation, system failures, or any other problems that could arise based on the use of this Publication.

The information contained in this Publication is provided as is and has been prepared solely for the purpose of evaluating data center design and construction. This Publication has been compiled in good faith by American Power Conversion Corporation. However, no representation is made or warranty given, either express or implied, as to the completeness or accuracy of the information this Publication contains.

**IN NO EVENT SHALL AMERICAN POWER CONVERSION CORPORATION, OR ANY PARENT, AFFILIATE OR SUBSIDIARY COMPANY OF AMERICAN POWER CON VERSION CORPORATION OR THEIR RESPECTI VE OFFICERS, DIRECTORS, OR EMPLOYEES BE LIABLE FOR ANY DIRECT, INDIRECT, CONSEQUENTIAL, PUNITIVE, SPECIAL, OR INCIDENTAL DAMAGES (INCLUDING, WITHOUT LIMITATION, DAMAGES FOR LOSS OF BUSINESS, CONTRACT, REVENUE, DATA, INFORMATION, OR BUSINESS INTERRUPTION) RESULTING FROM, ARISING OUT, OR IN CONNECTION WITH THE USE OF, OR INABILITY TO USE THIS PUBLICATION OR THE CONTENT, EVEN IF AMERICAN POWER CONVERSION CORPORATION HAS BEEN EXPRESSLY ADVISED OF THE POSSIBILITY OF SUCH DAMAGES. AMERICAN POWER CONVERSION CORPORATION RESERVES THE RIGHT TO MAKE CHANGES OR UPDATES WITH RESPECT TO OR IN THE CONTENT OF THE PUBLICATION OR THE FORMAT THEREOF AT ANY TIME WITHOUT NOTICE.**

Copyright, intellectual, and all other proprietary rights in the content (including but not limited to software, audio, video, text, and photographs) rest with American Power Conversion Corporation or its licensors. All rights in the content not expressly granted herein are reserved. No rights of any kind are licensed or assigned or shall otherwise pass to persons accessing this information.

This Publication shall not be for resale in whole or in part.

# Table of Contents

<b>Technical Data .....</b>	<b>3</b>
APC Smart-UPS On-Line Model List.....	3
120 V Output / 120 V Input .....	3
120 V, 208 V Output / 208 V Input .....	3
208 V Output / 208 V Input .....	4
Input Power Factor .....	4
Efficiency .....	5
Models with 120 V Output / 120 V Input.....	5
Models with 120 V, 208 V Output / 208 V Input .....	5
Models with 208 V Output / 208 V Input.....	6
<b>Batteries and Runtime.....</b>	<b>7</b>
Battery Run-Times — APC Battery Solutions.....	7
Models with 120 V Output / 120 V Input.....	7
Models with 120 V, 208 V Output / 208 V Input .....	10
Models with 208 V Output / 208 V Input.....	16
Battery Specifications.....	23
Battery Material Safety Data Sheet .....	23
<b>Compliance .....</b>	<b>24</b>
<b>Facility Planning .....</b>	<b>25</b>
Specifications for Installations .....	25
AC Input .....	25
AC Output .....	27
Configuration and Management .....	28
Network Management Card 2.....	28
Emergency Power Off (EPO).....	29
Physical .....	30
Weights and Dimensions .....	30
Shipping Weights and Dimensions .....	33

Environmental .....	36
Requirements for Operation and Storage .....	36
Heat Dissipation .....	36
<b>Options .....</b>	<b>38</b>
Hardware Options .....	38
Smart-UPS On-Line Battery Systems .....	38
UPS Network Management Cards .....	38
Additional Management Cards and Options.....	40
Interface and Extension Cables .....	41
Mounting Rails.....	41
Emergency Power Off .....	41
Service Bypass Panels .....	41
Transformers .....	41
Rack Hardware and Accessories.....	41
Power Distribution Units .....	41
Configurable Power Accessories: Single-Phase Whips .....	42
Power Cords.....	43
Rack-Mount Transfer Switches.....	43
Accessories .....	43
Software Options.....	44
<b>Limited Warranty .....</b>	<b>45</b>

# Technical Data

---



**Note:** Unless otherwise noted, data contained in these technical specifications should be considered typical; actual performance may vary.

## APC Smart-UPS On-Line Model List

### 120 V Output / 120 V Input

- APC Smart-UPS RT 1500 VA Rack Tower 120 V SURTA1500RMXL2U
- APC Smart-UPS RT 1500 VA 120 V SURTA1500XL
- APC Smart-UPS RT 2200 VA RM 120 V SURTA2200RMXL2U
- APC Smart-UPS RT 2200 VA 120 V SURTA2200XL
- APC Smart-UPS RT 3000 VA Rack Tower 120 V SURTA3000RMXL3U
- APC Smart-UPS RT 3000 VA 120 V SURTA3000XL

### 120 V, 208 V Output / 208 V Input

- APC Smart-UPS RT 3000 VA 208 V with 208 V to 120 V Step-Down Transformer SURTD3000XLT-1TF3
- APC Smart-UPS RT 3000 VA Rack- Mount 208 V with 208 V to 120 V Step-Down Transformer SURTD3KRMXL3U-TF5
- APC Smart-UPS RT 5000 VA 208 V to 208/120 V SURTD5000RMXLP3U
- APC Smart-UPS RT (Rack/Tower) 5000 VA 208 V with 208 V to 120 V Step-Down Transformer SURTD5000XLT-1TF3
- APC Smart-UPS RT (Rack/Tower) 6000 VA 208 V with 208 V to 120 V Step-Down Transformer SURT6000XLT-1TF3
- APC Smart-UPS RT 6 kVA RM 208 V with 208 V to 120 V 2 U Step-Down Transformer SURT6KRMXL3U-TF5
- APC Smart-UPS RT 6000 VA RM 208 V to 208/120 V SURTD6000RMXLP3U
- APC Smart-UPS RT (Rack/Tower) 8000 VA 208 V with 208 V to 120 V Step-Down Transformer SURT8000XLT-1TF3
- APC Smart-UPS RT 8 kVA RM 208 V with 208 V to 120 V 2 U Step-Down Transformer SURT8KRMXL6U-TF5
- APC Smart-UPS RT 10,000 VA 208 V with 208 V to 120 V Step-Down Transformer SURT10000XLT-1TF10K
- APC Smart-UPS RT 10,000 VA 208 V with (2) 208 V to 120 V Step-Down Transformer SURT10000XLT-2TF3
- APC Smart-UPS RT 10 kVA RM 208 V with (2) 208 V to 120 V 2 U Step-Down Transformer SURT10KRMXL6U-TF5
- APC Smart-UPS RT 15 kVA RM 208 V with 208 V to 120 V 10 kVA Step down Transformer SURT15KRMXLT-1TF10K
- APC Smart-UPS RT 15 kVA RM 208 V with 208 V to 120 V 5 kVA Step-Down Transformer SURT15KRMXLT-TF5
- APC Smart-UPS RT 20 kVA RM 208 V with 208 V to 120 V 10 kVA Step-Down Transformer SURT20KRMXLT-1TF10K
- APC Smart-UPS RT 20 kVA RM 208 V with 208 V to 120 V 5 kVA Step-Down Transformer SURT20KRMXLT-TF5

## 208 V Output / 208 V Input

- APC Smart-UPS RT 3000 VA Rack Tower 208 V
  - APC Smart-UPS RT 3000 VA 208 V
  - APC Smart-UPS RT 5000 VA Rack Tower 208 V
  - APC Smart-UPS RT 5000 VA 208 V
  - APC Smart-UPS RT 6000 VA Rack/Tower 208 V
  - APC Smart-UPS RT 6000 VA 208 V
  - APC Smart-UPS RT 8000 VA Rack/Tower 208 V
  - APC Smart-UPS RT 8000 VA 208 V
  - APC Smart-UPS RT 10,000 VA Rack/Tower 208 V
  - APC Smart-UPS RT 10,000 VA 208 V
  - APC Smart-UPS RT 15 kVA RM 208 V
  - APC Smart-UPS RT 20 kVA RM 208 V
- SURTD3000RMXLT3U  
SURTD3000XLT  
SURTD5000RMXLT3U  
SURTD5000XLT  
SURT6000RMXLT3U  
SURT6000XLT  
SURT8000RMXLT6U  
SURT8000XLT  
SURT10000RMXLT6U  
SURT10000XLT  
SURT15KRMXLT  
SURT20KRMXLT

## Input Power Factor

The input power factor is >.95.

# Efficiency

## Models with 120 V Output / 120 V Input

Model	SKU	Efficiency @ full load
APC Smart-UPS RT 1500 VA Rack/Tower 120 V	SURTA1500RMXL2U	89.0%
APC Smart-UPS RT 1500 VA 120 V	SURTA1500XL	89.1%
APC Smart-UPS RT 2200 VA RM 120 V	SURTA2200RMXL2U	89.1%
APC Smart-UPS RT 2200 VA 120 V	SURTA2200XL	89.1%
APC Smart-UPS RT 3000 VA Rack/Tower 120 V	SURTA3000RMXL3U	85.7%
APC Smart-UPS RT 3000 VA 120 V	SURTA3000XL	85.7%

## Models with 120 V, 208 V Output / 208 V Input

Model	SKU	Efficiency @ full load
APC Smart-UPS RT 3000 VA 208 V with 208 V to 120 V Step-Down Transformer	SURTD3000XLT-1TF3	92.0%
APC Smart-UPS RT 3000 VA Rack-Mount 208 V with 208 V to 120 V Step-Down Transformer	SURTD3KRMXL3U-TF5	92.0%
APC Smart-UPS RT 5000 VA 208 V to 208/120 V	SURTD5000RMXLP3U	90.0%
APC Smart-UPS RT Rack/Tower 5000 VA 208 V with 208 V to 120 V Step-Down Transformer	SURTD5000XLT-1TF3	91.0%
APC Smart-UPS RT Rack/Tower 6000 VA 208 V with 208 V to 120 V Step-Down Transformer	SURT6000XLT-1TF3	92.0%
APC Smart-UPS RT 6 kVA RM 208 V with 208 V to 120 V 2 U Step-Down Transformer	SURT6KRMXL3U-TF5	92.0%
APC Smart-UPS RT 6000 VA RM 208 V to 208/120 V	SURTD6000RMXLP3U	90.0%
APC Smart-UPS RT Rack/Tower 8000 VA 208 V with 208 V to 120 V Step-Down Transformer	SURT8000XLT-1TF3	93.0%
APC Smart-UPS RT 8 kVA RM 208 V with 208 V to 120 V 2 U Step-Down Transformer	SURT8KRMXL6U-TF5	93.0%
APC Smart-UPS RT 10,000 VA 208 V with 208 V to 120 V Step-Down Transformer	SURT10000XLT-1TF10K	92.0%
APC Smart-UPS RT 10,000 VA 208 V with (2) 208 V to 120 V Step-Down Transformer	SURT10000XLT-2TF3	92.0%
APC Smart-UPS RT 10 kVA RM 208 V with (2) 208 V to 120 V 2 U Step-Down Transformer	SURT10KRMXL6U-TF5	92.0%
APC Smart-UPS RT 15 kVA RM 208 V with 208 V to 120 V 10 kVA Step-Down Transformer	SURT15KRMXLT-1TF10K	94.0%
APC Smart-UPS RT 15 kVA RM 208 V with 208 V to 120 V 5 kVA Step-Down Transformer	SURT15KRMXLT-TF5	94.0%
APC Smart-UPS RT 20 kVA RM 208 V with 208 V to 120 V 10 kVA Step-Down Transformer	SURT20KRMXLT-1TF10K	94.0%
APC Smart-UPS RT 20 kVA RM 208 V with 208 V to 120 V 5 kVA Step-Down Transformer	SURT20KRMXLT-TF5	94.0%

**Models with 208 V Output / 208 V Input**

<b>Model</b>	<b>SKU</b>	<b>Efficiency @ Full Load</b>
APC Smart-UPS RT 3000 VA Rack Tower 208 V	SURTD3000RMXLT3U	92.0%
APC Smart-UPS RT 3000 VA 208 V	SURTD3000XLT	92.0%
APC Smart-UPS RT 5000 VA Rack Tower 208 V	SURTD5000RMXLT3U	91.0%
APC Smart-UPS RT 5000 VA 208 V	SURTD5000XLT	91.1%
APC Smart-UPS RT 6000 VA Rack/Tower 208 V	SURT6000RMXLT3U	92.0%
APC Smart-UPS RT 6000 VA 208 V	SURT6000XLT	92.0%
APC Smart-UPS RT 8000 VA Rack/Tower 208 V	SURT8000RMXLT6U	93.0%
APC Smart-UPS RT 8000 VA 208 V	SURT8000XLT	93.0%
APC Smart-UPS RT 10,000 VA Rack Tower 208 V	SURT10000RMXLT6U	92.0%
APC Smart-UPS RT 10,000 VA 208 V	SURT10000XLT	92.0%
APC Smart-UPS RT 15 kVA RM 208 V	SURT15KRMXLT	94.0%
APC Smart-UPS RT 20 kVA RM 208 V	SURT20KRMXLT	94.0%



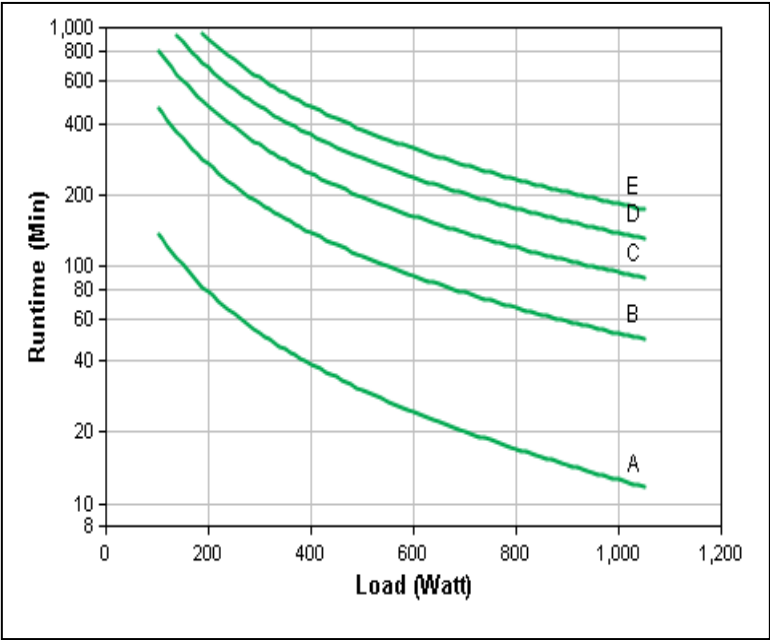
# Batteries and Runtime

## Battery Run-Times — APC Battery Solutions

### Models with 120 V Output / 120 V Input

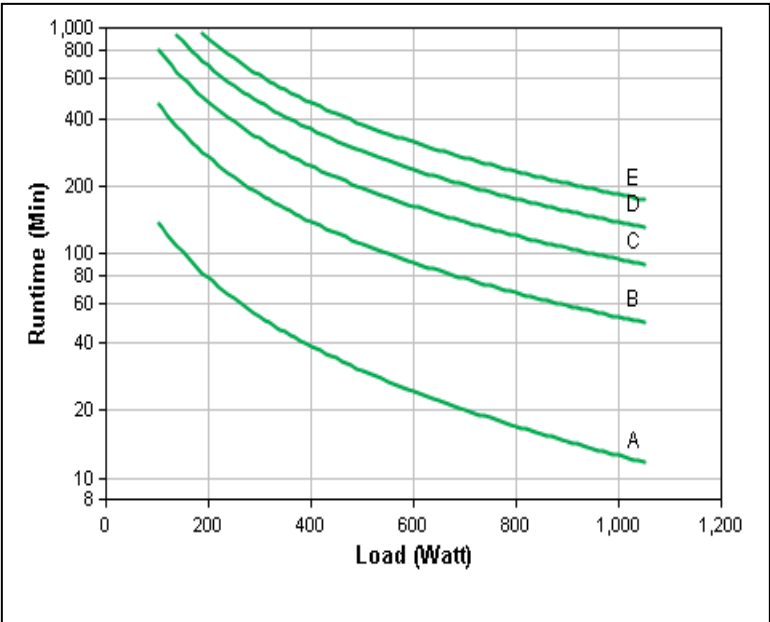
APC Smart-UPS RT 1500 VA Rack Tower 120 V, Battery Run-Times (minutes):

Curve	Part number(s)
A	SURTA1500RML2U
B	SURTA1500RML2U + (1)SURTA48RMLBP2U
C	SURTA1500RML2U + (2)SURTA48RMLBP2U
D	SURTA1500RML2U + (3)SURTA48RMLBP2U
E	SURTA1500RML2U + (4)SURTA48RMLBP2U



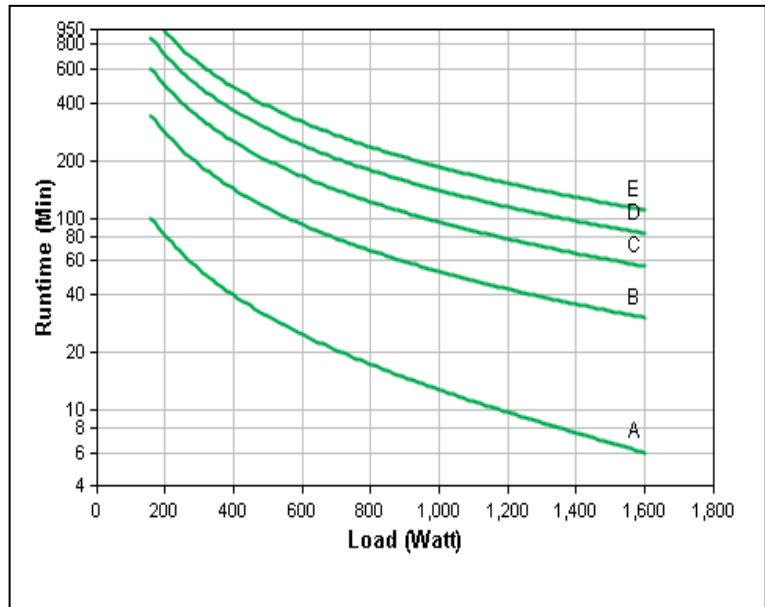
APC Smart-UPS RT 1500 VA 120 V, Battery Run-Times (minutes):

Curve	Part number(s)
A	SURTA1500XL
B	SURTA1500XL + (1)SURTA48XLBP
C	SURTA1500XL + (2)SURTA48XLBP
D	SURTA1500XL + (3)SURTA48XLBP
E	SURTA1500XL + (4)SURTA48XLBP



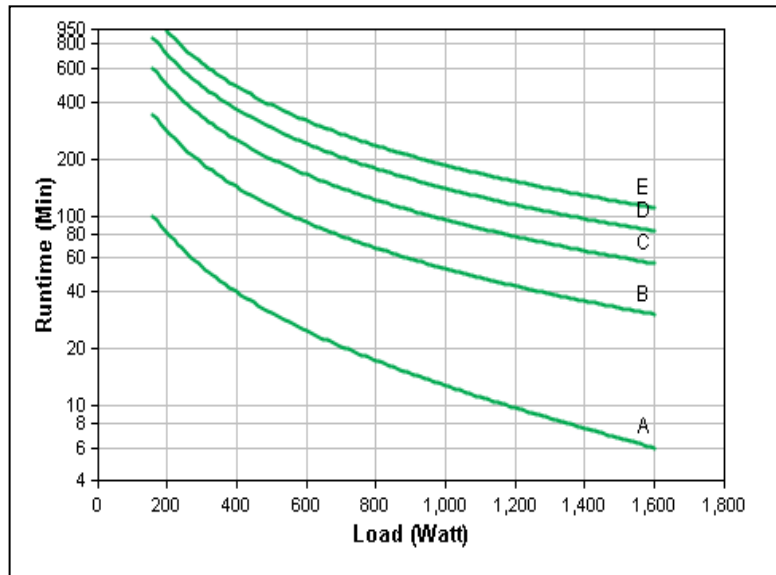
APC Smart-UPS RT 2200 VA RM 120 V, Battery Run-Times (minutes):

Curve	Part number(s)
A	SURTA2200RMXL2U
B	SURTA2200RMXL2U + (1)SURTA48RMXLBP
C	SURTA2200RMXL2U + (2)SURTA48RMXLBP
D	SURTA2200RMXL2U + (3)SURTA48RMXLBP
E	SURTA2200RMXL2U + (4)SURTA48RMXLBP



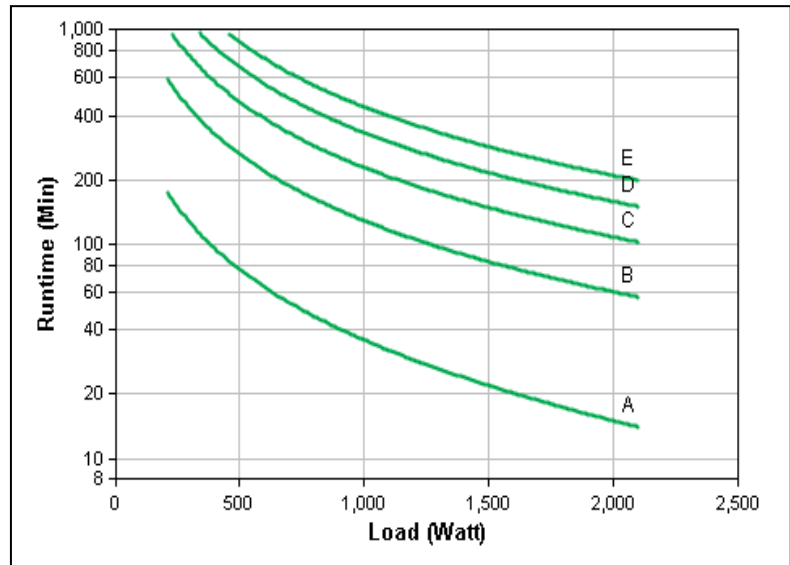
APC Smart-UPS RT 2200 VA 120 V, Battery Run-Times (minutes):

Curve	Part number(s)
A	SURTA2200XL
B	SURTA2200XL + (1)SURTA48XLBP
C	SURTA2200XL + (2)SURTA48XLBP
D	SURTA2200XL + (3)SURTA48XLBP
E	SURTA2200XL + (4)SURTA48XLBP



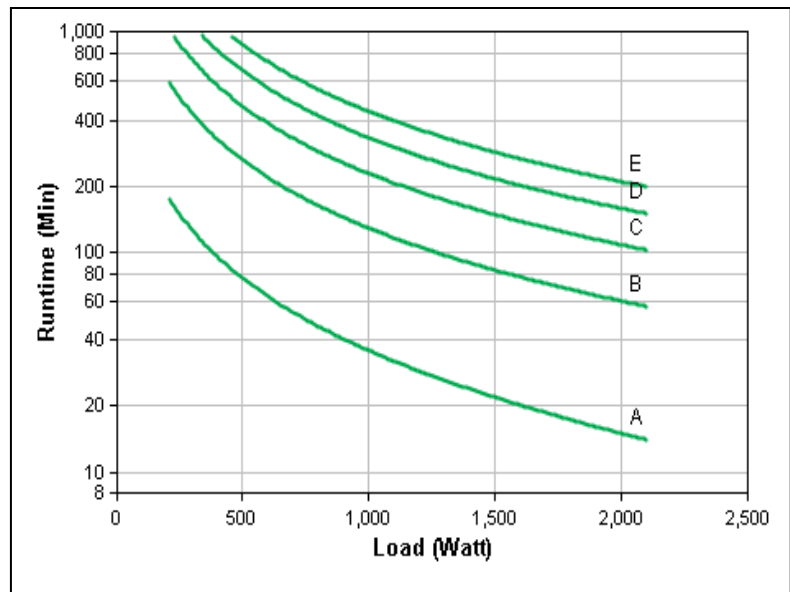
APC Smart-UPS RT 3000 VA Rack Tower 120 V, Battery Run-Times (minutes):

Curve	Part number(s)
A	SURTA3000RML3U
B	SURTA3000RML3U + (1)SURT192RMLBP3U
C	SURTA3000RML3U + (2)SURT192RMLBP3U
D	SURTA3000RML3U + (3)SURT192RMLBP3U
E	SURTA3000RML3U + (4)SURT192RMLBP3U



APC Smart-UPS RT 3000 VA 120 V, Battery Run-Times (minutes):

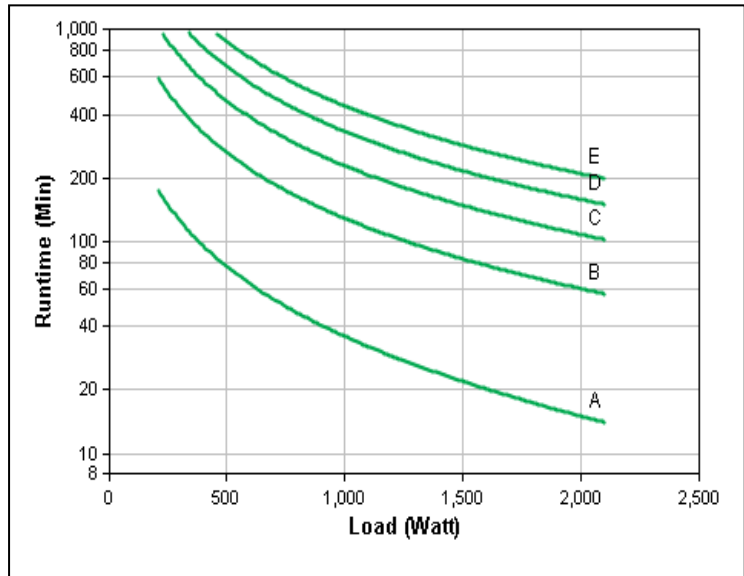
Curve	Part number(s)
A	SURTA3000XL
B	SURTA3000XL + (1)SURT192XLBP
C	SURTA3000XL + (2)SURT192XLBP
D	SURTA3000XL + (3)SURT192XLBP
E	SURTA3000XL + (4)SURT192XLBP



### Models with 120 V, 208 V Output / 208 V Input

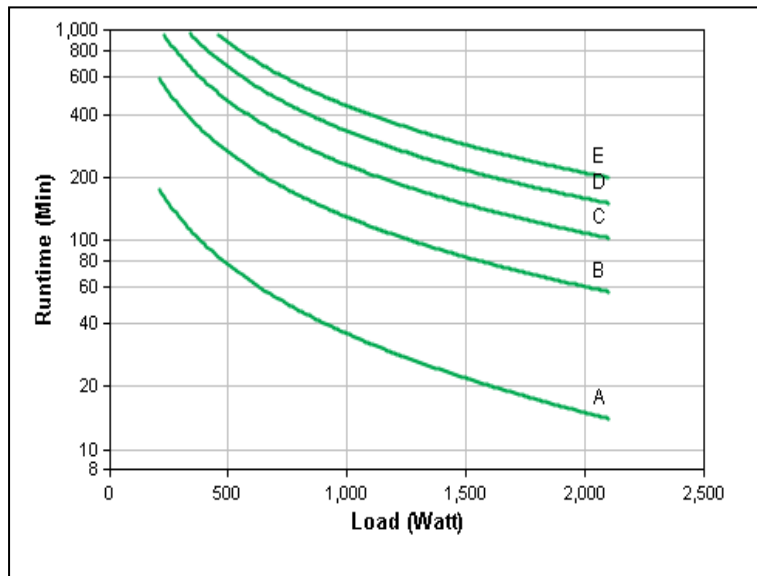
APC Smart-UPS RT 3000 VA 208 V with 208 V to 120 V Step-Down Transformer, Battery Run-Times (minutes):

Curve	Part number(s)
A	SURTD3000XLT-1TF3
B	SURTD3000XLT-1TF3 + (1)SURT192XLBP
C	SURTD3000XLT-1TF3 + (2)SURT192XLBP
D	SURTD3000XLT-1TF3 + (3)SURT192XLBP
E	SURTD3000XLT-1TF3 + (4)SURT192XLBP



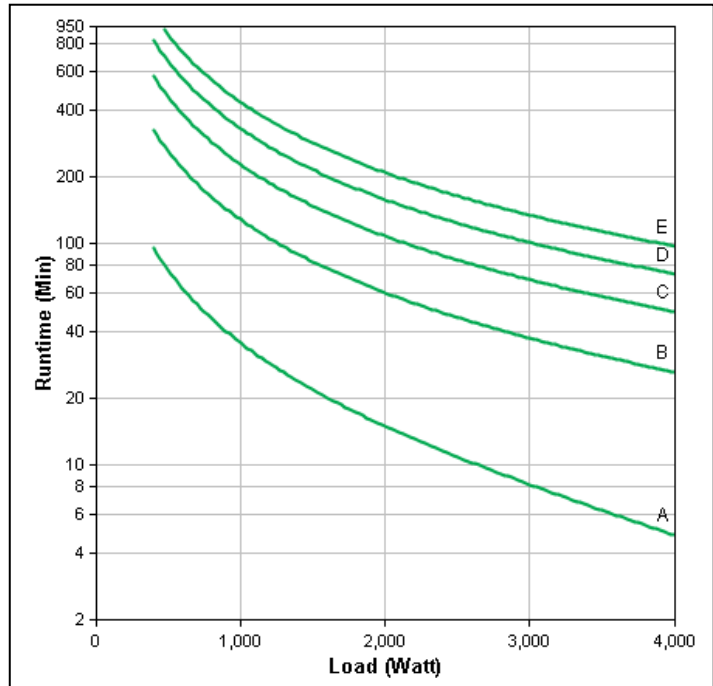
APC Smart-UPS RT 3000 VA Rack- Mount 208 V with 208 V to 120 V Step-Down Transformer, Battery Run-Times (minutes):

Curve	Part number(s)
A	SURTD3KRMXL3U-TF5
B	SURTD3KRMXL3U-TF5 + (1)SURT192RMXLBP3U
C	SURTD3KRMXL3U-TF5 + (2)SURT192RMXLBP3U
D	SURTD3KRMXL3U-TF5 + (3)SURT192RMXLBP3U
E	SURTD3KRMXL3U-TF5 + (4)SURT192RMXLBP3U



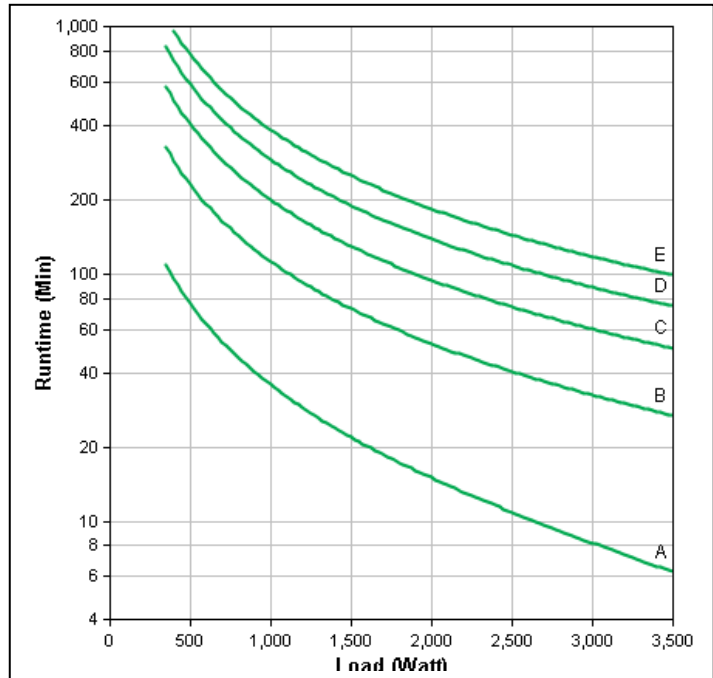
APC Smart-UPS RT 5000 VA 208 V to 208/120 V, Battery Run-Times (minutes):

Curve	Part number(s)
A	SURTD5000RMXLP3U
B	SURTD5000RMXLP3U + (1)SURT192RMXLBP3U
C	SURTD5000RMXLP3U + (2)SURT192RMXLBP3U
D	SURTD5000RMXLP3U + (3)SURT192RMXLBP3U
E	SURTD5000RMXLP3U + (4)SURT192RMXLBP3U



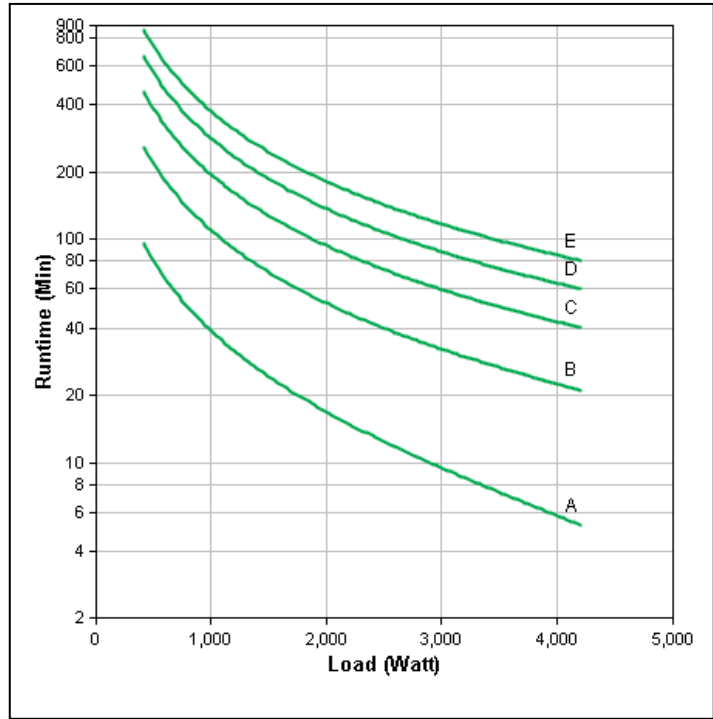
APC Smart-UPS RT (Rack/Tower) 5000 VA 208 V with 208 V to 120 V Step-Down Transformer, Battery Run-Times (minutes):

Curve	Part number(s)
A	SURTD5000XLT-1TF3
B	SURTD5000XLT-1TF3 + (1)SURT192XLBP
C	SURTD5000XLT-1TF3 + (2)SURT192XLBP
D	SURTD5000XLT-1TF3 + (3)SURT192XLBP
E	SURTD5000XLT-1TF3 + (4)SURT192XLBP



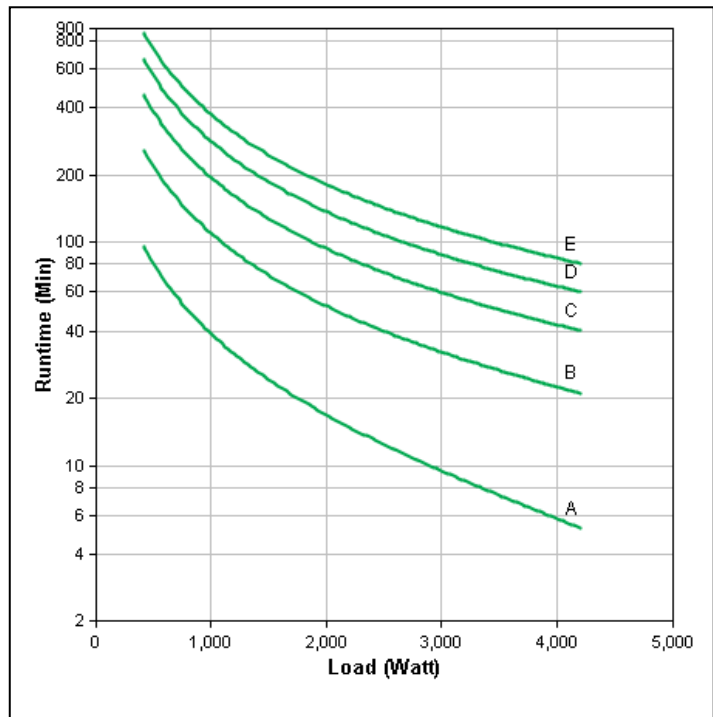
APC Smart-UPS RT (Rack/Tower) 6000 VA 208 V with 208 V to 120 V Step-Down Transformer, Battery Run-Times (minutes):

Curve	Part number(s)
A	SURT6000XLT-1TF3
B	SURT6000XLT-1TF3 + (1)SURT192XLBP
C	SURT6000XLT-1TF3 + (2)SURT192XLBP
D	SURT6000XLT-1TF3 + (3)SURT192XLBP
E	SURT6000XLT-1TF3 + (4)SURT192XLBP



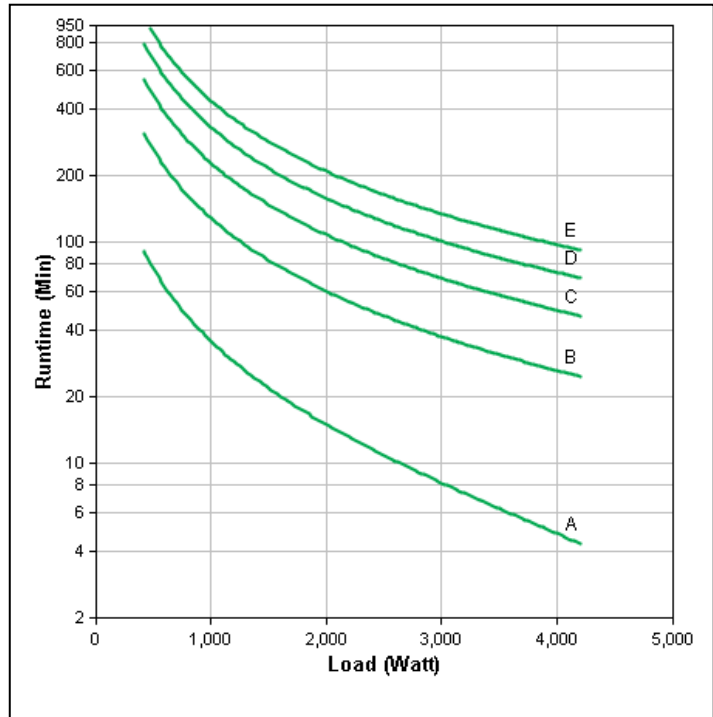
Smart-UPS RT 6 kVA RM 208 V with 208 V to 120 V 2 U Step-Down Transformer, Battery Run-Times (minutes):

Curve	Part number(s)
A	SURT6KRMXL3U-TF5
B	SURT6KRMXL3U-TF5 + (1)SURT192RMXLBP3U
C	SURT6KRMXL3U-TF5 + (2)SURT192RMXLBP3U
D	SURT6KRMXL3U-TF5 + (3)SURT192RMXLBP3U
E	SURT6KRMXL3U-TF5 + (4)SURT192RMXLBP3U



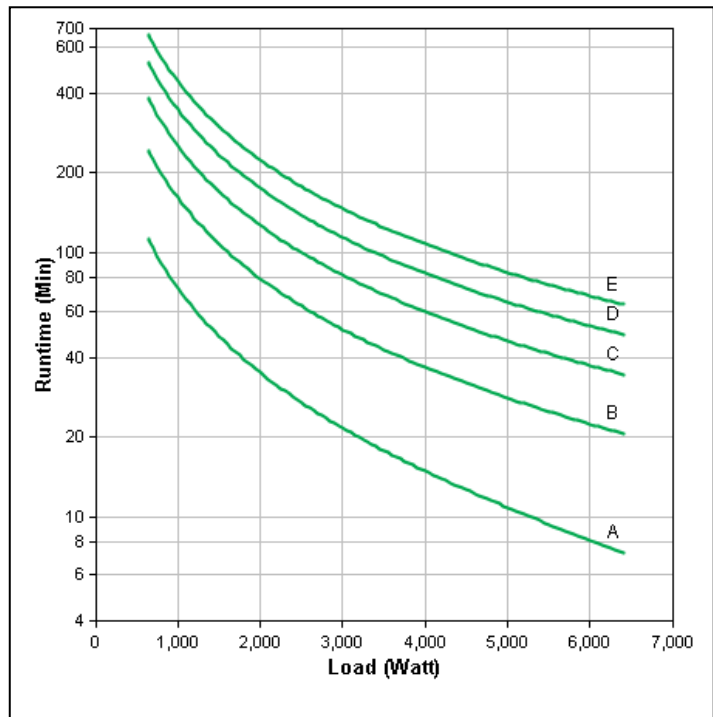
APC Smart-UPS RT 6000 VA RM 208 V to 208/120 V, Battery Run-Times (minutes):

Curve	Part number(s)
A	SURTD6000RMXLP3U
B	SURTD6000RMXLP3U + (1)SURT192RMXLBP3U
C	SURTD6000RMXLP3U + (2)SURT192RMXLBP3U
D	SURTD6000RMXLP3U + (3)SURT192RMXLBP3U
E	SURTD6000RMXLP3U + (4)SURT192RMXLBP3U



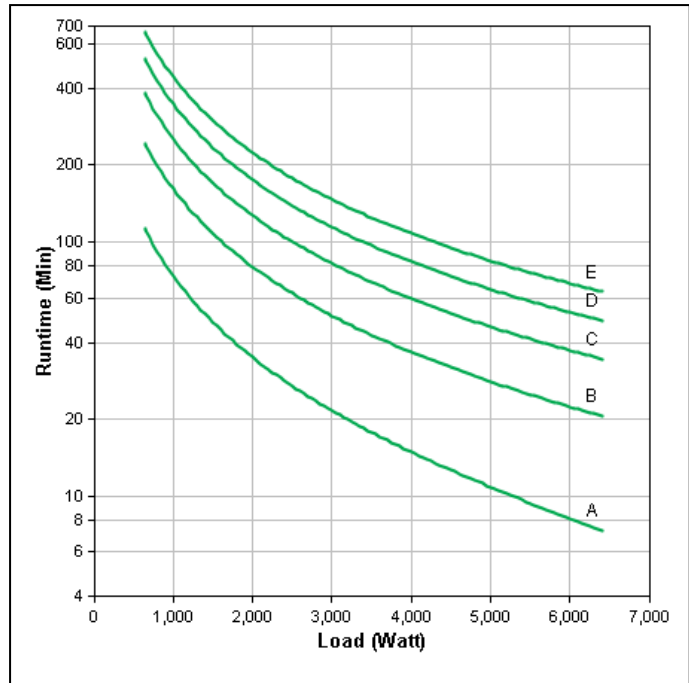
APC Smart-UPS RT (Rack/Tower) 8000 VA 208 V with 208 V to 120 V Step-Down Transformer, Battery Run-Times (minutes):

Curve	Part number(s)
A	SURT8000XLT-1TF3
B	SURT8000XLT-1TF3 + (1)SURT192XLBP
C	SURT8000XLT-1TF3 + (2)SURT192XLBP
D	SURT8000XLT-1TF3 + (3)SURT192XLBP
E	SURT8000XLT-1TF3 + (4)SURT192XLBP



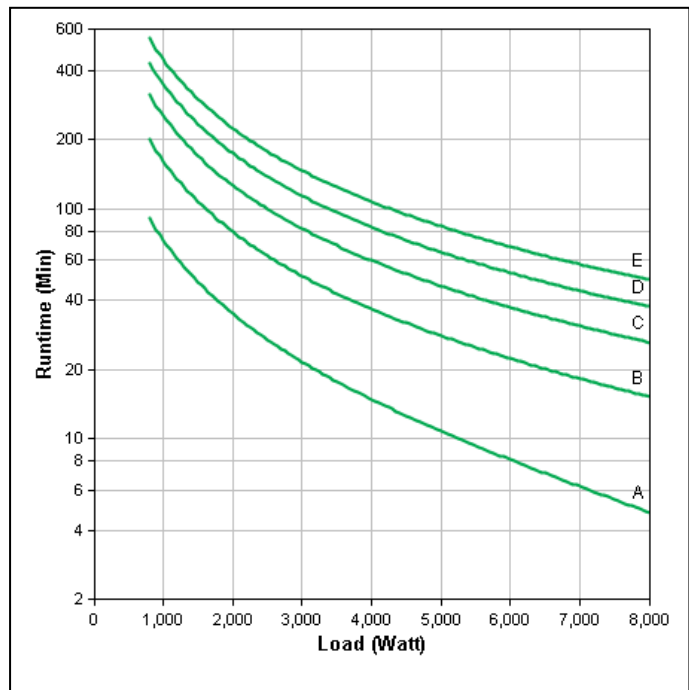
Smart-UPS RT 8 kVA RM 208 V with 208 V to 120 V 2 U Step-Down Transformer, Battery Run-Times (minutes):

Curve	Part number(s)
A	SURT8KRMXL6U-TF5
B	SURT8KRMXL6U-TF5 + (1)SURT192RMXLBP3U
C	SURT8KRMXL6U-TF5 + (2)SURT192RMXLBP3U
D	SURT8KRMXL6U-TF5 + (3)SURT192RMXLBP3U
E	SURT8KRMXL6U-TF5 + (4)SURT192RMXLBP3U



APC Smart-UPS RT 10,000 VA 208 V with 208 V to 120 V Step-Down Transformer, Battery Run-Times (minutes):

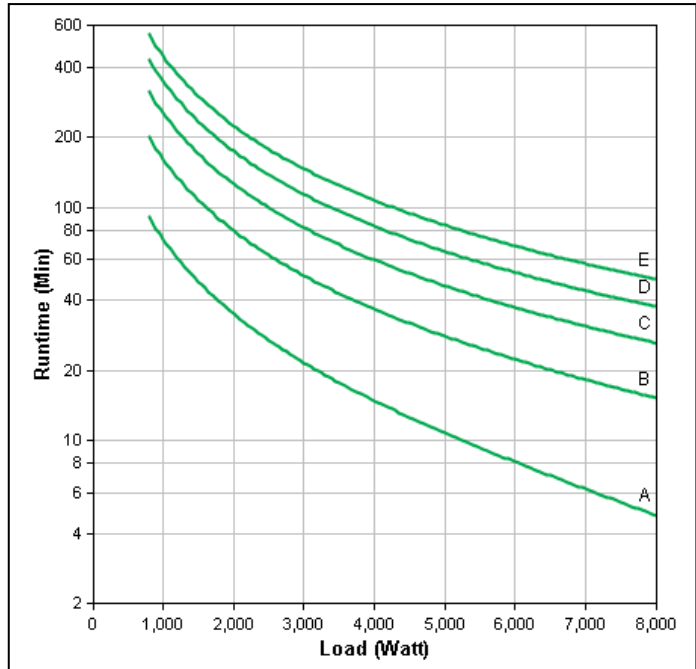
Curve	Part number(s)
A	SURT10000XLT-1TF10K
B	SURT10000XLT-1TF10K + (1)SURT192XLBP
C	SURT10000XLT-1TF10K + (2)SURT192XLBP
D	SURT10000XLT-1TF10K + (3)SURT192XLBP
E	SURT10000XLT-1TF10K + (4)SURT192XLBP





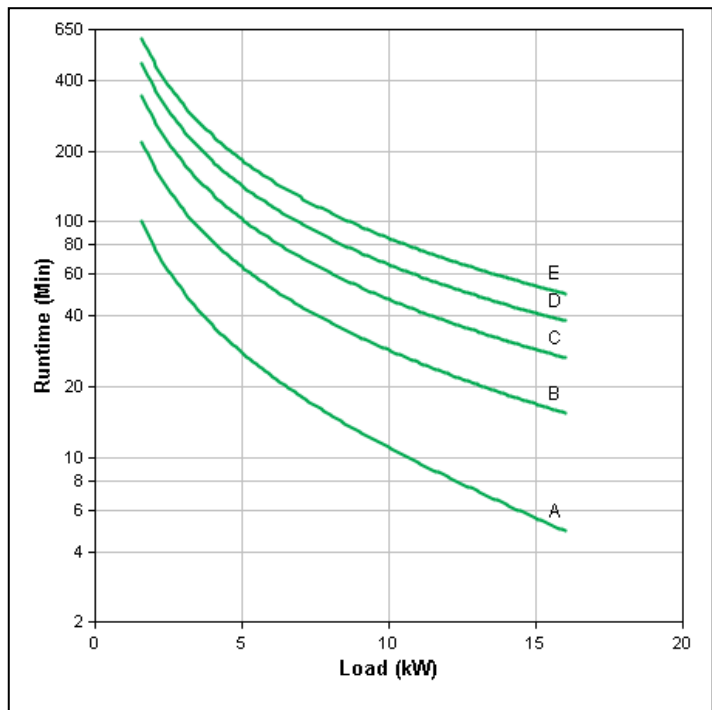
APC Smart-UPS RT 10,000 VA 208 V with (2) 208 V to 120 V Step-Down Transformer, Battery Run-Times (minutes):

Curve	Part number(s)
A	SURT10000XLT-2TF3
B	URT10000XLT-2TF3 + (1)SURT192XLBP
C	SURT10000XLT-2TF3 + (2)SURT192XLBP
D	SURT10000XLT-2TF3 + (3)SURT192XLBP
E	SURT10000XLT-2TF3 + (4)SURT192XLBP



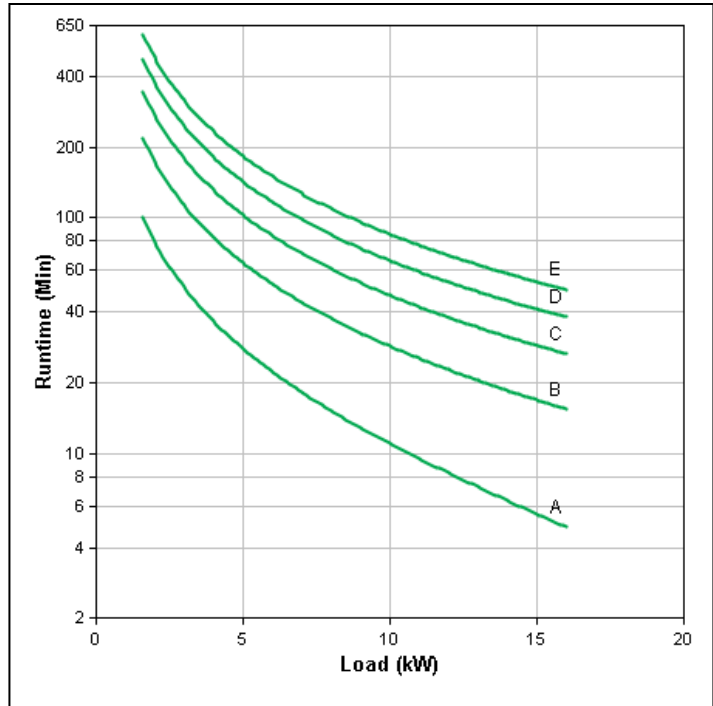
APC Smart-UPS RT 20 kVA RM 208 V with 208 V to 120 V 10 kVA Step down Transformer, Battery Run-Times (minutes):

Curve	Part number(s)
A	SURT20KRMXLT-1TF10K
B	SURT20KRMXLT-1TF10K + (1)SURT192RMXLBP2
C	SURT20KRMXLT-1TF10K + (2)SURT192RMXLBP2
D	SURT20KRMXLT-1TF10K + (3)SURT192RMXLBP2
E	SURT20KRMXLT-1TF10K + (4)SURT192RMXLBP2



APC Smart-UPS RT 20kVA RM 208 V with 208 V to 120 V 5kVA Step down Transformer, Battery Run-Times (minutes):

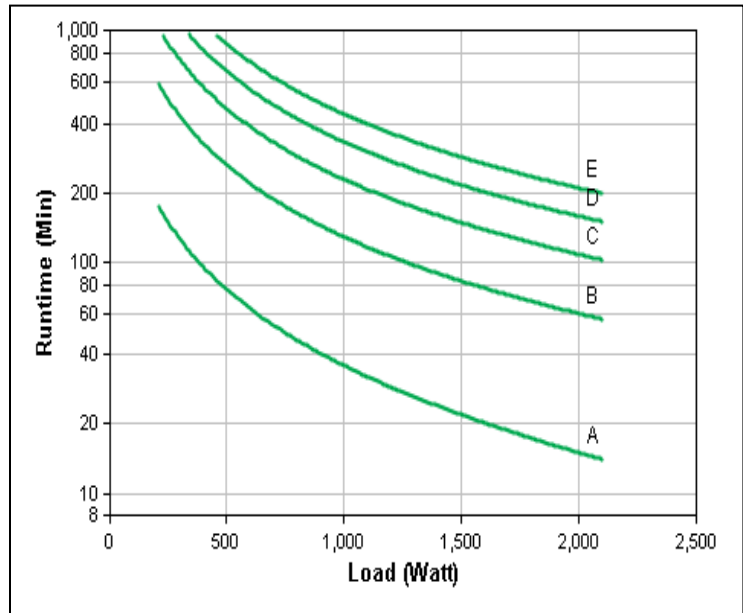
Curve	Part number(s)
A	SURT20KRMXLT-TF5
B	SURT20KRMXLT-TF5 + (1)SURT192RMXLBP2
C	SURT20KRMXLT-TF5 + (2)SURT192RMXLBP2
D	SURT20KRMXLT-TF5 + (3)SURT192RMXLBP2
E	SURT20KRMXLT-TF5 + (4)SURT192RMXLBP2



### Models with 208 V Output / 208 V Input

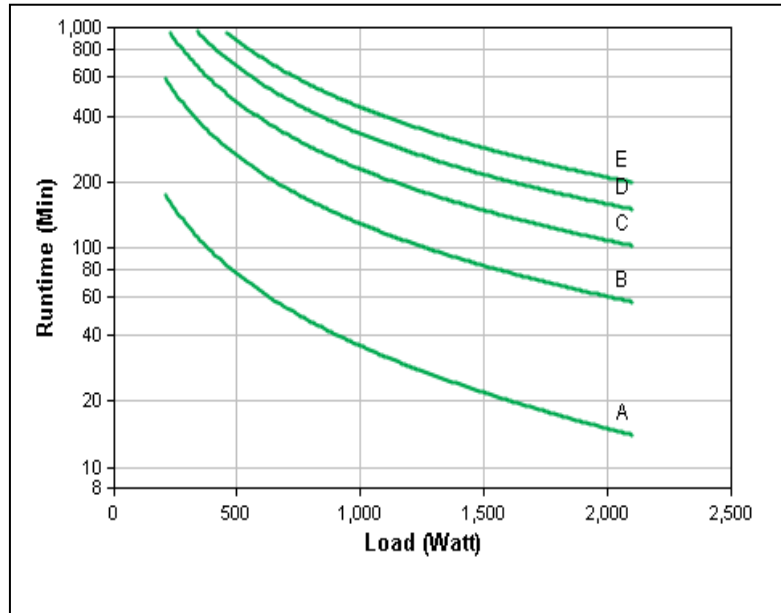
APC Smart-UPS RT 3000 VA Rack Tower 208 V, Battery Run-Times (minutes):

Curve	Part number(s)
A	SURTD3000RMXLT3U
B	SURTD3000RMXLT3U + (1)SURT192RMXLBP3U
C	SURTD3000RMXLT3U + (2)SURT192RMXLBP3U
D	SURTD3000RMXLT3U + (3)SURT192RMXLBP3U
E	SURTD3000RMXLT3U + (4)SURT192RMXLBP3U



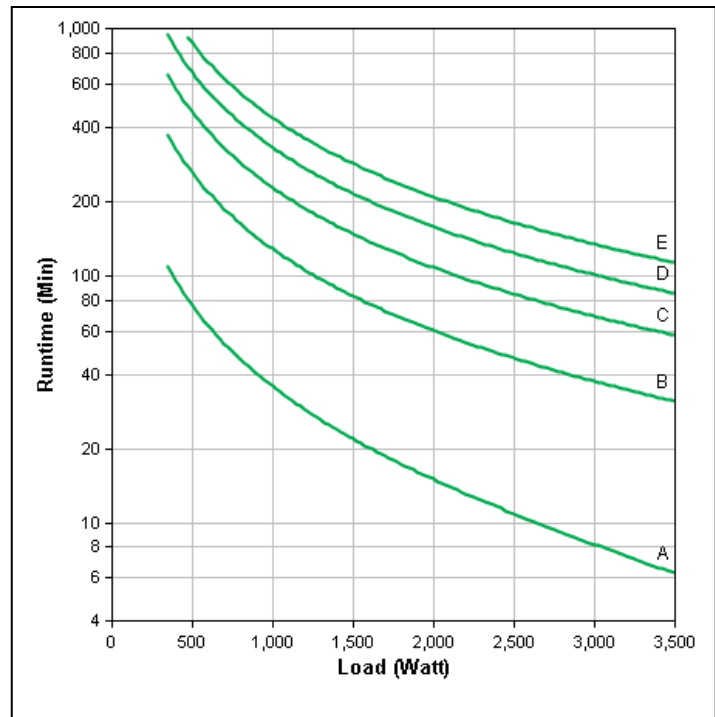
APC Smart-UPS RT 3000 VA 208 V, Battery Run-Times (minutes):

Curve	Part number(s)
A	SURTD3000XLT
B	SURTD3000XLT + (1)SURT192XLBP
C	SURTD3000XLT + (2)SURT192XLBP
D	SURTD3000XLT + (3)SURT192XLBP
E	SURTD3000XLT + (4)SURT192XLBP



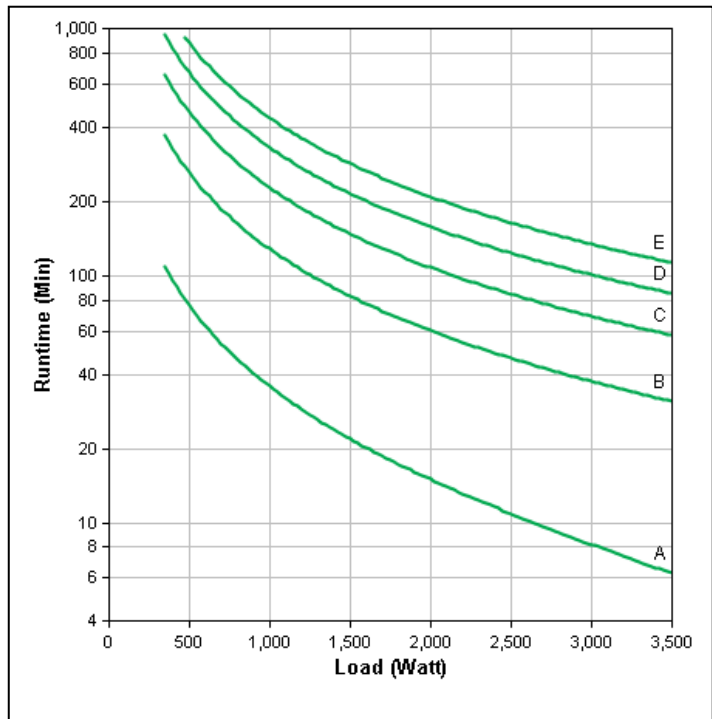
APC Smart-UPS RT 5000 VA Rack Tower 208 V, Battery Run-Times (minutes):

Curve	Part number(s)
A	SURTD5000RMXLT3U
B	SURTD5000RMXLT3U + (1)SURT192RMXLBP3U
C	SURTD5000RMXLT3U + (2)SURT192RMXLBP3U
D	SURTD5000RMXLT3U + (3)SURT192RMXLBP3U
E	SURTD5000RMXLT3U + (4)SURT192RMXLBP3U



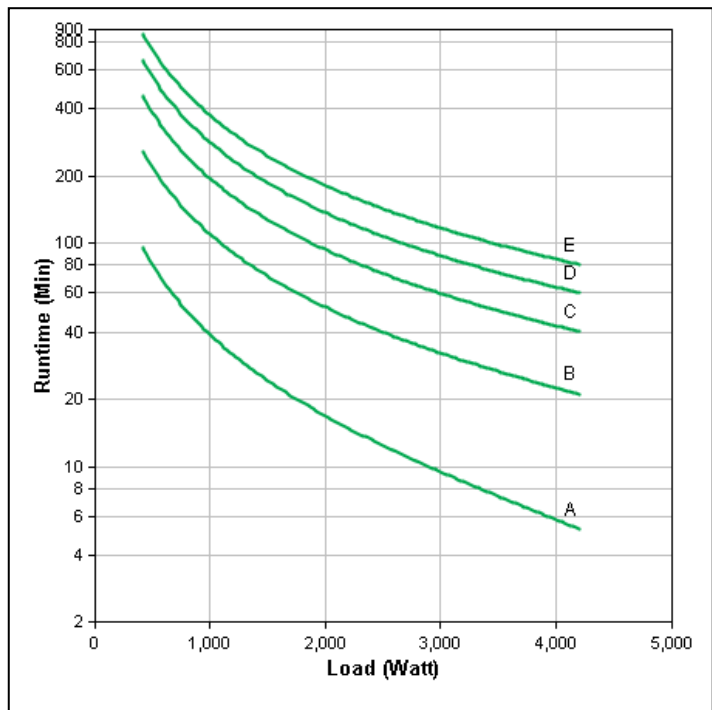
APC Smart-UPS RT 5000 VA 208 V, Battery Run-Times (minutes):

Curve	Part number(s)
A	SURTD5000XLT
B	SURTD5000XLT + (1)SURT192XLBP
C	SURTD5000XLT + (2)SURT192XLBP
D	SURTD5000XLT + (3)SURT192XLBP
E	SURTD5000XLT + (4)SURT192XLBP



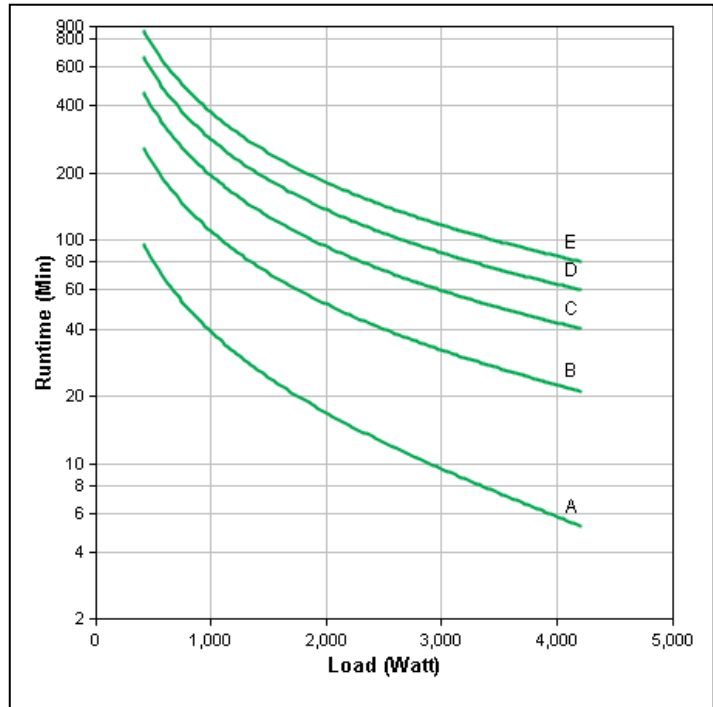
Smart-UPS RT 6000 VA Rack/Tower 208 V, Battery Run-Times (minutes):

Curve	Part number(s)
A	SURT6000RMXLT3U
B	SURT6000RMXLT3U + (1)SURT192RMXLBP3U
C	SURT6000RMXLT3U + (2)SURT192RMXLBP3U
D	SURT6000RMXLT3U + (3)SURT192RMXLBP3U
E	SURT6000RMXLT3U + (4)SURT192RMXLBP3U



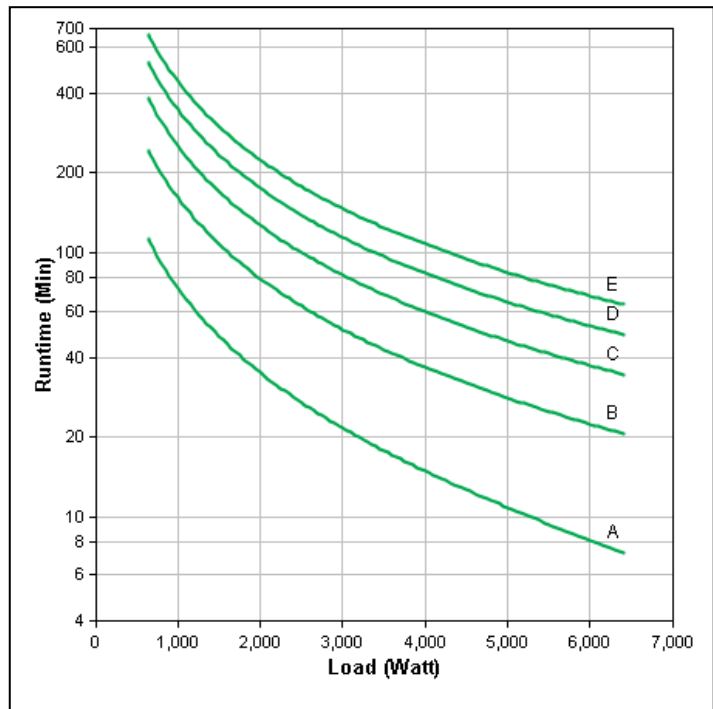
APC Smart-UPS RT 6000 VA 208 V, Battery Run-Times (minutes):

Curve	Part number(s)
A	SURT6000XLT
B	SURT6000XLT + (1)SURT192XLBP
C	SURT6000XLT + (2)SURT192XLBP
D	SURT6000XLT + (3)SURT192XLBP
E	SURT6000XLT + (4)SURT192XLBP



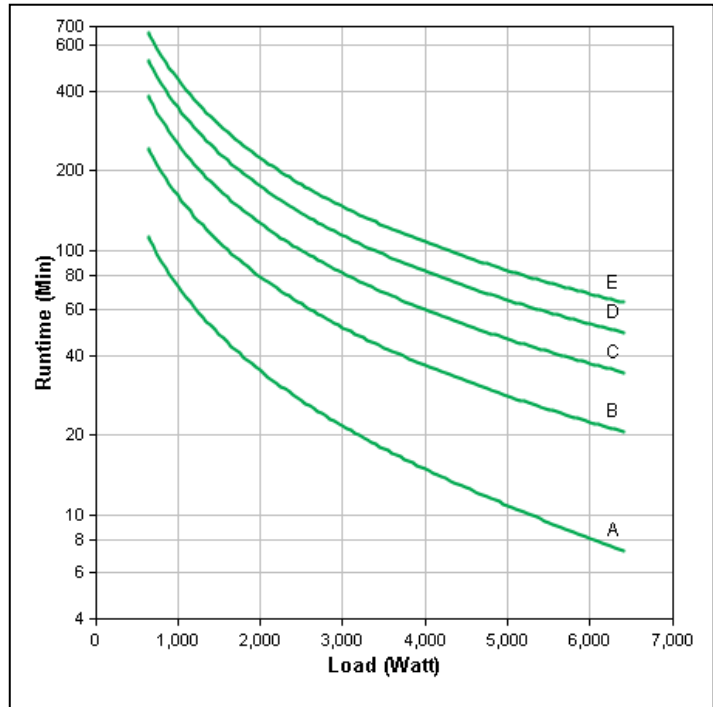
APC Smart-UPS RT 8000 VA Rack/Tower 208 V, Battery Run-Times (minutes):

Curve	Part number(s)
A	SURT8000RMXLT6U
B	SURT8000RMXLT6U + (1)SURT192RMXLBP3U
C	SURT8000RMXLT6U + (2)SURT192RMXLBP3U
D	SURT8000RMXLT6U + (3)SURT192RMXLBP3U
E	SURT8000RMXLT6U + (4)SURT192RMXLBP3U



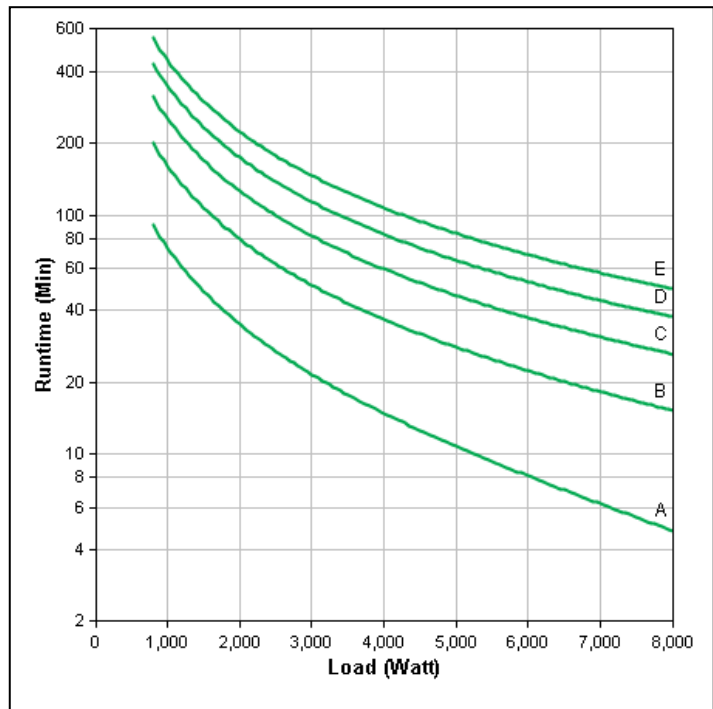
APC Smart-UPS RT 8000 VA 208 V, Battery Run-Times (minutes):

Curve	Part number(s)
A	SURT8000XLT
B	SURT8000XLT + (1)SURT192XLBP
C	SURT8000XLT + (2)SURT192XLBP
D	SURT8000XLT + (3)SURT192XLBP
E	SURT8000XLT + (4)SURT192XLBP



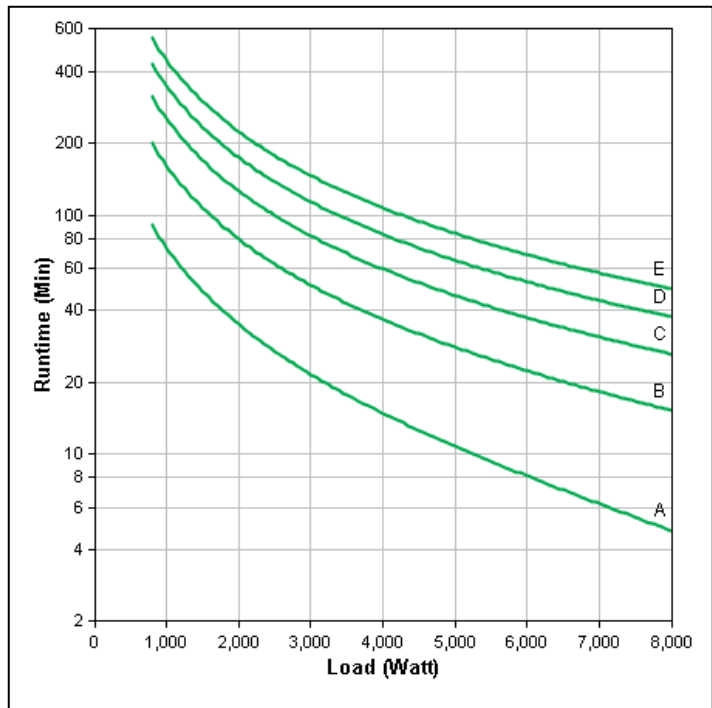
APC Smart-UPS RT 10,000 VA Rack Tower 208 V, Battery Run-Times (minutes):

Curve	Part number(s)
A	SURT10000RMXLT6U
B	SURT10000RMXLT6U + (1)SURT192RMXLBP3U
C	SURT10000RMXLT6U + (2)SURT192RMXLBP3U
D	SURT10000RMXLT6U + (3)SURT192RMXLBP3U
E	SURT10000RMXLT6U + (4)SURT192RMXLBP3U



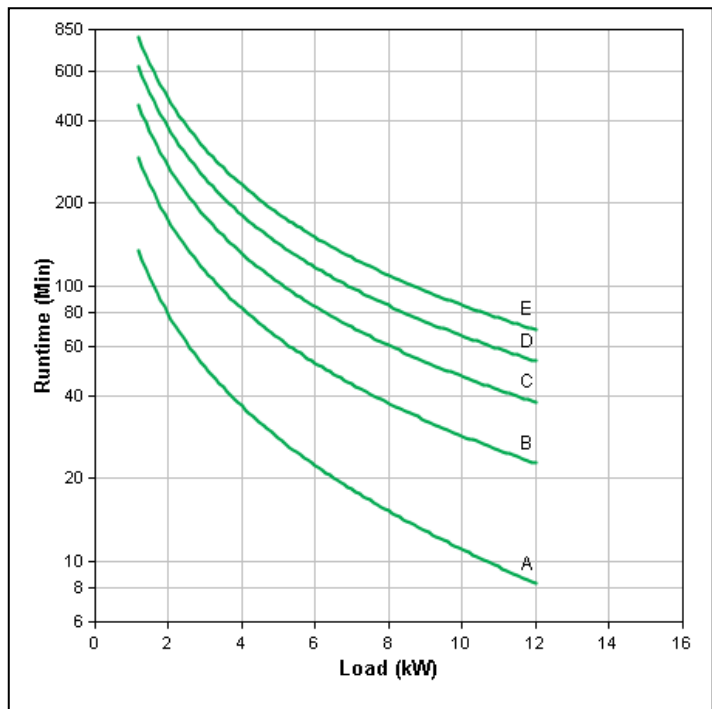
APC Smart-UPS RT 10,000 VA 208 V, Battery Run-Times (minutes):

Curve	Part number(s)
A	SURT10000XLT
B	SURT10000XLT + (1)SURT192XLBP
C	SURT10000XLT + (2)SURT192XLBP
D	SURT10000XLT + (3)SURT192XLBP
E	SURT10000XLT + (4)SURT192XLBP



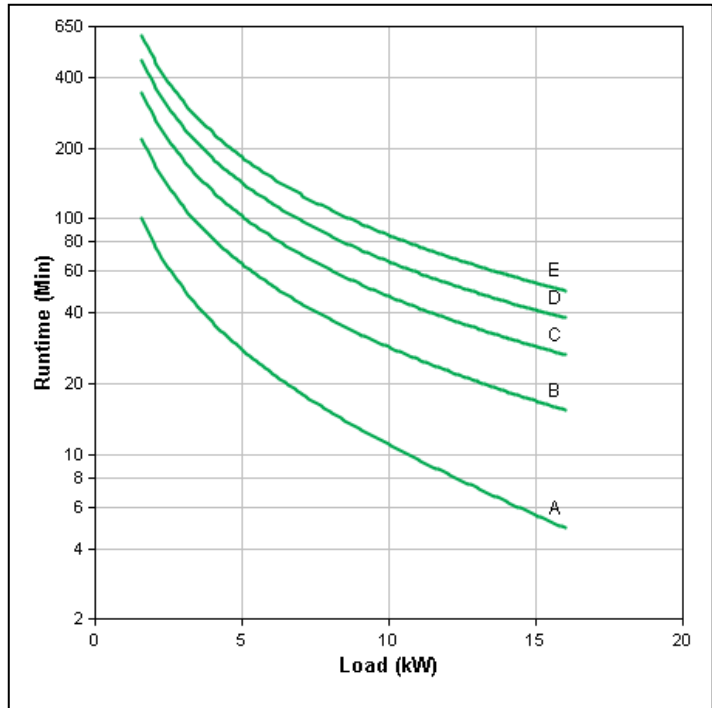
APC Smart-UPS RT 15 kVA RM 208 V, Battery Run-Times (minutes):

Curve	Part number(s)
A	SURT15KRMXLT
B	SURT15KRMXLT + (1)SURT192RMXLBP2
C	SURT15KRMXLT + (2)SURT192RMXLBP2
D	SURT15KRMXLT + (3)SURT192RMXLBP2
E	SURT15KRMXLT + (4)SURT192RMXLBP2



APC Smart-UPS RT 20 kVA RM 208 V, Battery Run-Times (minutes):

Curve	Part number(s)
A	SURT20KRMXLT
B	SURT20KRMXLT + (1)SURT192RMXLBP2
C	SURT20KRMXLT + (2)SURT192RMXLBP2
D	SURT20KRMXLT + (3)SURT192RMXLBP2
E	SURT20KRMXLT + (4)SURT192RMXLBP2





## Battery Specifications

UPS VA	1500	2200	3000	5000	6000	8000	10,000	15,000	20,000
<b>Type</b>	Maintenance-free sealed Lead-Acid battery								
<b>Replacement Battery</b>	RBC57		RBC44						
<b>Included Battery Modules</b>	1		2			4			
<b>Hot-Swappable</b>	Yes								
<b>User-Replaceable</b>	Yes								
<b>Battery Voltage, Vdc</b>	48		+192			+/- 192			
<b>Battery Amp-Hour Capacity</b>	9 Ah		5.1 Ah						
<b>Battery Charger Power (W)</b>	120		400			800		3000	
<b>Recharge Time 0% to 90%</b>	< 3 hours								
<b>Automatic Self-Test</b>	At turn-on, every 7 days, or every 14 days (user-selectable)								
<b>Typical Battery Life</b>	3 to 5 years								
<b>Extended Runtime Option</b>	Yes								

## Battery Material Safety Data Sheet



**Note:** For Material Safety Data Sheet (MSDS), go to [http://nam-en.apc.com/app/answers/detail/a\\_id/564/kw/msds](http://nam-en.apc.com/app/answers/detail/a_id/564/kw/msds).


# Compliance

<b>Regulatory Approvals</b>	
All Smart-UPS On-line models	CSA, FCC Part 15 Class A, UL 1778
<p>SURTA1500RMXL2U: APC Smart-UPS RT 1500 VA Rack Tower 120 V</p> <p>SURTA2200RMXL2U: APC Smart-UPS RT 2200 VA RM 120 V</p> <p>SURTD3000RMXL3U: APC Smart-UPS RT 3000 VA Rack Tower 208 V</p> <p>SURTA3000RMXL3U: APC Smart-UPS RT 3000 VA Rack Tower 120 V</p> <p>SURTD5000RMXL3U :APC Smart-UPS RT 5000 VA Rack Tower 208 V</p> <p>SURT6000RMXL3U: APC Smart-UPS RT 6000 VA Rack Tower 208</p> <p>SURT8000RMXL6U: APC Smart-UPS RT 8000 VA Rack Tower 208 V</p> <p>SURT10000RMXL6U APC Smart-UPS RT 10,000 VA Rack Tower 208 V</p> <p>SURT20KRMXL: APC Smart-UPS RT 20 kVA RM 208 V</p> <p>SURT15KRMXL: APC Smart-UPS RT 15 kVA RM 208 V</p> <p>SURT14KRMXU : APC Smart-UPS RT 14 kVA RM 208 V</p> <p>SURTA48RMXLBP2U: APC Smart-UPS RT 48 V RM Battery Pack1</p> <p>SURT192RMXLBP3U :APC Smart-UPS RT 192 V RM Battery Pack2</p> <p>AP9626: APC Step-Down Transformer RM 2 U 208 V IN, 120 V OUT with 5-20 Receptacles</p>	OSHPD, Preapproval

# Facility Planning

## Specifications for Installations

### AC Input

Input Voltage and Connections Specifications									
UPS VA	1500	2200	3000	5000	6000	8000	10,000	15,000	20,000
Input Frequency	45 - 65 Hz (auto sensing)							40 - 70 Hz (auto-sensing)	
Nominal Input Voltage	120 V		120 V or 208 V	208 V					
Current, Full Load (Nominal)	10.2 A	13.3 A	20.7 A @ 120 V; 11.6 A @ 208 V	18.2 A	20 A	40 A	48 A	80 A	100 A
Bypass	Automatic		Automatic and Manual (Built-In)						
Input Connections	5-15P	5-20P	L5-30 or L6-30P	L6-30P or L14-30P		Hard Wire 3-wire (2PH + G)*			
Wire Size (typical)	Not applicable					10 mm <sup>2</sup> † #8 AWG	16 mm <sup>2</sup> † #6 AWG	25 mm <sup>2</sup> †‡ #2 AWG	35 mm <sup>2</sup> †‡ #1 AWG
External Input Circuit Breaker (typical)	Not applicable		30/32 A			50 A / 2-pole	60 A or 63A / 2-pole	100 A / 2-pole	125 A / 2-pole
* Wire connection "G" represents protective earth ground.  † Wire gauges may vary. Adhere to national and local electrical codes when wiring this unit. ‡ Terminal screw tightening torque: 40 lb-in (45 N-m)									


## AC Input (continued)

Model	SKU	Input Voltage Range for Main Operation <sup>1</sup>
APC Smart-UPS RT 1500 VA Rack/Tower 120 V APC Smart-UPS RT 1500 VA 120 V APC Smart-UPS RT 2200 VA RM 120 V APC Smart-UPS RT 2200 VA 120 V APC Smart-UPS RT 3000 VA Rack/Tower 120 V APC Smart-UPS RT 3000 VA 120 V	SURTA1500RMXL2U SURTA1500XL SURTA2200RMXL2U SURTA2200XL SURTA3000RMXL3U SURTA3000XL	90 -150 V
APC Smart-UPS RT 3000 VA 208 V with 208 V to 120 V Step-Down Transformer APC Smart-UPS RT 3000 VA Rack-Mount 208 V with 208 V to 120 V Step-Down Transformer APC Smart-UPS RT 5000 VA 208 V with 208 V to 120 V Step-Down Transformer APC Smart-UPS RT 6000 VA 208 V with 208 V to 120 V Step-Down Transformer APC Smart-UPS RT 6 kVA RM 208 V with 208 V to 120 V 2 U Step-Down Transformer APC Smart-UPS RT 3000 VA Rack/Tower 208 V APC Smart-UPS RT 3000 VA 208 V APC Smart-UPS RT 5000 VA Rack/Tower 208 V APC Smart-UPS RT 5000 VA 208 V APC Smart-UPS RT 6000 VA Rack/Tower 208 V APC Smart-UPS RT 6000 VA 208 V	SURTD3000XLT-1TF3 SURTD3KRMXL3U-TF5 SURTD5000XLT-1TF3 SURT6000XLT-1TF3 SURT6KRMXL3U-TF5 SURTD3000RMXLT3U SURTD3000XLT SURTD5000RMXLT3U SURTD5000XLT SURT6000RMXLT3U SURT6000XLT	160 – 280 V
APC Smart-UPS RT 5000 VA RM 208 V to 208/120 V APC Smart-UPS RT 6000 VA RM 208 V to 208/120 V	SURTD5000RMXLP3U SURTD6000RMXLP3U	156 - 236 V
All 8000 VA to 20 kVA models		160 – 280 V
<sup>1</sup> These voltage ranges are for operation at full load. At half load, the UPS will run at lower voltage, but might not start up or charge the battery. Therefore, do not attempt to run the unit at input voltages below these ranges.		

## AC Output

Nominal Output Voltage	APC Smart-UPS RT models
120 V	1500 VA Rack Tower 120 V (SURTA1500RMXL2U) 1500 VA 120 V (SURTA1500XL) 2200 VA RM 120 V (SURTA2200RMXL2U) 2200 VA 120 V (SURTA2200XL) 3000 VA Rack Tower 120 V (SURTA3000RMXL3U) 3000 VA 120 V (SURTA3000XL)
120 V, 208 V, 220 V, 240 V	3000 VA 208V with 208V to 120V Step-Down Transformer (SURTD3000XLT-1TF3) 3000 VA Rack- Mount 208 V with 208 V to 120 V Step-Down Transformer (SURTD3KRMXL3U-TF5) 5000 VA 208 V with 208 V to 120 V Step-Down Transformer (SURTD5000XLT-1TF3) 6000 VA 208 V with 208 V to 120 V Step-Down Transformer (SURT6000XLT-1TF3) 6 kVA RM 208 V with 208 V to 120 V 2 U Step-Down Transformer (SURT6KRMXL3U-TF5) 6000 VA RM 208 V to 208/120 V (SURTD6000RMXLP3U) 8000 VA 208 V with 208 V to 120 V Step-Down Transformer (SURT8000XLT-1TF3) 8 kVA RM 208 V with 208 V to 120 V 2 U Step-Down Transformer (SURT8KRMXL6U-TF5) 10,000 VA 208 V with 208 V to 120 V Step-Down Transformer (SURT10000XLT-1TF10K) 10,000 VA 208 V with (2) 208 V to 120 V Step-Down Transformer (SURT10000XLT-2TF3) 10 kVA RM 208 V with (2) 208 V to 120 V 2 U Step-Down Transformer (SURT10KRMXL6U-TF5) 15 kVA RM 208 V with 208 V to 120 V 10 kVA Step down Transformer (SURT15KRMXL-1TF10K) 15 kVA RM 208 V with 208 V to 120 V 5 kVA Step-Down Transformer (SURT15KRMXL-TF5) 20 kVA RM 208 V with 208 V to 120 V 10 kVA Step-Down Transformer (SURT20KRMXL-1TF10K) 20 kVA RM 208 V with 208 V to 120 V 5 kVA Step-Down Transformer (SURT20KRMXL-TF5)
208 V, 220 V, 240 V	3000 VA Rack Tower 208 V (SURTD3000RMXL3U) 3000 VA 208 V (SURTD3000XLT) 3000 VA Rack Tower 208 V (SURTD3000RMXL3U) 3000 VA 208 V (SURTD3000XLT) 5000 VA Rack Tower 208 V (SURTD5000RMXL3U) 5000 VA 208 V (SURTD5000XLT) 6000 VA Rack/Tower 208 V (SURT6000RMXL3U) 6000 VA 208 V (SURT6000XLT) 8000 VA Rack/Tower 208 V (SURT8000RMXL6U) 8000 VA 208 V (SURT8000XLT) 10,000 VA Rack/Tower 208 V (SURT10000RMXL6U) 10,000 VA 208 V (SURT10000XLT) 15 kVA RM 208 V (SURT15KRMXL) 20 kVA RM 208 V (SURT20KRMXL)

## AC Output (continued)

Output Specifications									
UPS VA	1500	2200	3000	5000	6000	8000	10,000	15,000	20,000
Output Frequency (sync to mains)	50/60 Hz +/- 3 Hz user-adjustable +/- 0.1								
Output Voltage Distortion	< 2.0 – 3.0%							< 5.0%	
Crest Factor	3:1								
Waveform Type	Sine wave								
Output Power Capacity	1050W	1600 W	2100 W	3500W	4200W	6400W	8000W	12kW	16kW
Output Connections <sup>1,2</sup>	(6) NEMA 5-15R	(6) NEMA 5-15R; (2) NEMA 5-20R or (2) NEMA L6-20R; (2) NEMA L6-30R		(2) NEMA L6-20R; (2) NEMA L6-30R		(1) Hard Wire 3-wire (2PH + G); (2) NEMA L6-20R; (2) NEMA L6-30R		(1) Hard Wire 3-wire (2PH + G); (4) NEMA L6-20R; (2) NEMA L6-30R	
<sup>1</sup> Connection “G” represents protective earth ground. 									
<sup>2</sup> Output connections for 3000 VA models are model-specific.									

## Configuration and Management

### Network Management Card 2

Smart-UPS On-Line models, 5 kVA and higher, have the Network Management Card 2 with Environmental Monitoring pre-installed.

This management card enables you to monitor and control an individual UPS remotely over your network.

See the *User's Guide, UPS Network Management Card 2, AP9630, AP9631* for information on how to use this management card. To obtain the latest version of this documentation:

1. Go to **[www.apc.com/site/products/index.cfm](http://www.apc.com/site/products/index.cfm)**.
2. Click on **Uninterruptible Power Supply (UPS)**
3. Under **UPS Management**, click on **UPS Network Management Cards**.
4. Click on **UPS Network Management Card 2 with Environmental Monitoring**.
5. Click on the **Documentation** tab.
6. Download the *UPS Network Management Card 2 - User's Guide* for the latest firmware release.

## Emergency Power Off (EPO)

You can connect a Smart-UPS On-Line model to a central EPO switch by means of a cable from the EPO Terminal on the UPS. The system power can be disabled in an emergency by closing the switch connected to the EPO.



**Note:** Refer to local and national electrical codes when wiring the EPO.

The switch should be connected in a normally open switch contact. External voltage is not required; the switch is driven by 24 V internal supply. In closed condition, 4 mA of current are drawn. The EPO switch is internally powered by the UPS for use with non-powered switch circuit breakers.

The EPO circuit is considered a Class 2 circuit, (UL, CSA standards) and an SEL V circuit (IEC standard). Both Class 2 and SEL V circuits the EPO terminal block unless it can be confirmed that must be isolated from all primary circuitry. Do not connect any circuit to the circuit is Class 2 or SEL V. If circuit standard cannot be confirmed, use a contact closure switch.

To obtain the latest versions of documentation pertaining to circuit breaker requirements and requirements for isolated circuitry for a central EPO switch:

1. Go to **[www.apc.com/site/products/index.cfm](http://www.apc.com/site/products/index.cfm)**.
2. Click on **Uninterruptible Power Supply (UPS)**
3. Under the **Network and Server** category, click on **Smart-UPS On-Line**.
4. On the Smart-UPS On-Line products page, click on a Smart-UPS On-Line model name.
5. Download the User Manual (which also documents installation) for your Smart-UPS On-Line model

You need one of the following types of cable to connect the UPS to the EPO switch:

- CL2: Class 2 cable for general use
- CL2P: Plenum cable for use in ducts, plenums, and other spaces used for environmental air.
- CL2R: Riser cable for use in a vertical run in a floor to floor shaft.
- CLEX: Limited use cable for use in dwellings and for use in raceways.

For installation in Canada: Use only CSA certified, type ELC (extra-low voltage control cable).

# Physical

## Weights and Dimensions

UPS Cabinet	SKU	U-Space in Rack	Weight kg (lb)	Height mm (in)	Width mm (in)	Depth mm (in)
APC Smart-UPS RT 1500 VA Rack Tower 120 V	SURTA1500RMXL2U	2 U	27.5 (60.5)	85 (3.35)	432 (17.00)	559 (22.00)
APC Smart-UPS RT 1500 VA 120 V	SURTA1500XL	2 U	27.5 (60.5)	432 (17.00)	85 (3.35)	559 (22.00)
APC Smart-UPS RT 2200 VA RM 120 V	SURTA2200RMXL2U	2 U	27.5 (60.5)	85 (3.35)	432 (17.00)	559 (22.00)
APC Smart-UPS RT 2200 VA 120 V	SURTA2200XL	2 U	27.5 (60.5)	85 (3.35)	432 (17.00)	559 (22.00)
APC Smart-UPS RT 3000 VA Rack Tower 120 V	SURTA3000RMXL3U	3 U	54.6 (120.0)	130 (5.10)	432 (17.00)	660 (26.00)
APC Smart-UPS RT 3000 VA 120 V	SURTA3000XL	3 U	54.6 (120.0)	432 (17.00)	130 (5.10)	660 (26.00)
APC Smart-UPS RT 3000 VA 208 V with 208 V to 120 V Step-Down Transformer	SURTD3000XLT-1TF3	6 U	111.4 (245.0)	432 (17.00)	259 (10.20)	660 (26.00)
APC Smart-UPS RT 3000 VA Rack-Mount 208 V with 208 V to 120 V Step-Down Transformer	SURTD3KRMXL3U-TF5	5 U	100.5 (221.0)	218 (8.60)	483 (19.00)	660 (26.00)
APC Smart-UPS RT 5000 VA RM 208 V to 208/120 V	SURTD5000RMXLP3U	3 U	58.1 (127.7)	130 (5.10)	432 (17.00)	660 (26.00)
APC Smart-UPS RT 5000 VA 208 V with 208 V to 120 V Step-Down Transformer	SURTD5000XLT-1TF3	6 U	54.6 (120.0)	432 (17.00)	259 (10.20)	660 (26.00)
APC Smart-UPS RT (Rack/Tower) 6000 VA 208 V with 208 V to 120 V Step-Down Transformer	SURT6000XLT-1TF3	6 U	54.6 (120.0)	432 (17.00)	259 (10.20)	660 (26.00)
APC Smart-UPS RT 6 kVA RM 208 V with 208 V to 120 V 2 U Step-Down Transformer	SURT6KRMXL3U-TF5	5 U	100.5 (221.0)	218 (8.60)	432 (17.00)	660 (26.00)



## Weights and Dimensions (continued)

UPS Cabinet	SKU	U-Space in Rack	Weight, kg (lb)	Height, mm (in)	Width, mm (in)	Depth, mm (in)
APC Smart-UPS RT 6000 VA RM 208 V to 208/120 V	SURTD6000RMXLP3U	3 U	58.1 (127.7)	130 (5.10)	432 (17.00)	660 (26.00)
APC Smart-UPS RT (Rack/Tower) 8000 VA 208 V with 208 V to 120 V Step-Down Transformer	SURT8000XLT-1TF3	9 U	167.7 (369.0)	432 (17.00)	392 (15.45)	736 (28.98)
APC Smart-UPS RT 8 kVA RM 208 V with 208 V to 120 V 2 U Step-Down Transformer	SURT8KRMXL6U-TF5	8 U	156.8 (345.0)	352 (13.85)	432 (17.00)	736 (28.98)
APC Smart-UPS RT 10,000 VA 208 V with 208 V to 120 V Step-Down Transformer	SURT10000XLT-1TF10K	10 U	211.4 (465.0)	432 (17.00)	438 (17.25)	736 (28.98)
APC Smart-UPS RT 10,000 VA 208 V with (2) 208 V to 120 V Step-Down Transformer	SURT10000XLT-2TF3	12 U	224.6 (494.0)	432 (17.00)	522 (20.55)	736 (28.98)
APC Smart-UPS RT 10 kVA RM 208 V with (2) 208 V to 120 V 2U Step-Down Transformer	SURT10KRMXL6U-TF5	8 U	156.8 (345.0)	352 (13.85)	432 (17.00)	736 (28.98)
APC Smart-UPS RT 15 kVA RM 208 V with 208 V to 120 V 10 kVA Step-Down Transformer	SURT15KRMXLT-1TF10K	16 U	347.7 (765.0)	708 (27.88)	432 (17.00)	773 (30.43)
APC Smart-UPS RT 15 kVA RM 208 V with 208 V to 120 V 5 kVA Step-Down Transformer	SURT15KRMXLT-TF5	14 U	290.9 (640.0)	622 (24.48)	432 (17.00)	773 (30.43)
APC Smart-UPS RT 20 kVA RM 208 V with 208 V to 120 V 10 kVA Step-Down Transformer	SURT20KRMXLT-1TF10K	16 U	347.7 (765.0)	708 (27.88)	432 (17.00)	773 (30.43)
APC Smart-UPS RT 20 kVA RM 208 V with 208 V to 120 V 5 kVA Step-Down Transformer	SURT20KRMXLT-TF5	14 U	290.9 (640.0)	622 (24.48)	432 (17.00)	773 (30.43)
APC Smart-UPS RT 3000 VA Rack Tower 208 V	SURTD3000RMXLT3U	3 U	54.6 (120.0)	130 (5.10)	432 (17.00)	660 (26.00)

## Weights and Dimensions (continued)

UPS Cabinet	SKU	U-Space in Rack	Weight, kg (lb)	Height, mm (in)	Width, mm (in)	Depth, mm (in)
APC Smart-UPS RT 3000 VA 208 V	SURTD3000XLT	3 U	54.6 (120.0)	432 (17.00)	130 (5.10)	660 (26.00)
APC Smart-UPS RT 5000 VA Rack Tower 208 V	SURTD5000RMXLT3U	3 U	58.2 (128.0)	130 (5.10)	432 (17.00)	660 (26.00)
APC Smart-UPS RT 5000 VA 208 V	SURTD5000XLT	3 U	54.6 (120.0)	432 (17.00)	130 (5.10)	660 (26.00)
APC Smart-UPS RT 6000 VA Rack/Tower 208 V	SURT6000RMXLT3U	3 U	54.6 (120.0)	130 (5.10)	432 (17.00)	660 (26.00)
APC Smart-UPS RT 6000 VA 208 V	SURT6000XLT	3 U	54.6 (120.0)	432 (17.00)	130 (5.10)	660 (26.00)
APC Smart-UPS RT 8000 VA Rack/Tower 208 V	SURT8000RMXLT6U	6 U	110.9 (244.0)	263 (10.35)	432 (17.00)	736 (28.98)
APC Smart-UPS RT 8000 VA 208 V	SURT8000XLT	6 U	110.9 (244.0)	432 (17.00)	263 (10.35)	736 (28.98)
APC Smart-UPS RT 10,000 VA Rack Tower 208 V	SURT10000RMXLT6U	6 U	110.9 (244.0)	263 (10.35)	432 (17.00)	736 (28.98)
APC Smart-UPS RT 10,000 VA 208 V	SURT10000XLT	6 U	110.9 (244.0)	432 (17.00)	263 (10.35)	736 (28.98)
APC Smart-UPS RT 15 kVA RM 208 V	SURT15KRMXLT	12 U	247.7 (545.0)	533 (20.98)	432 (17.00)	773 (30.43)
APC Smart-UPS RT 20 kVA RM 208 V	SURT20KRMXLT	12 U	247.7 (545.0)	533 (20.98)	432 (17.00)	773 (30.43)

## Shipping Weights and Dimensions

UPS Cabinet	SKU	Weight, kg (lb)	Height, mm (in)	Width, mm (in)	Depth, mm (in)
APC Smart-UPS RT 1500 VA Rack Tower 120 V	SURTA1500RMXL2U	31.4 (69.0)	260 (10.25)	610 (24.00)	737 (29.00)
APC Smart-UPS RT 1500 VA 120 V	SURTA1500XL	31.4 (69.0)	260 (10.25)	610 (24.00)	737 (29.00)
APC Smart-UPS RT 2200 VA RM 120 V	SURTA2200RMXL2U	31.4 (69.0)	260 (10.25)	610 (24.00)	737 (29.00)
APC Smart-UPS RT 2200 VA 120 V	SURTA2200XL	31.4 (69.0)	260 (10.25)	610 (24.00)	737 (29.00)
APC Smart-UPS RT 3000 VA Rack Tower 120 V	SURTA3000RMXL3U	63.6 (140.0)	347 (13.68)	603 (23.74)	980 (38.60)
APC Smart-UPS RT 3000 VA 120 V	SURTA3000XL	63.6 (140.0)	347 (13.68)	603 (23.74)	980 (38.60)
APC Smart-UPS RT 3000 VA 208 V with 208 V to 120 V Step-Down Transformer	SURTD3000XLT-1TF3	127.3 (280.0)	658 (25.90)	603 (23.74)	980 (38.60)
APC Smart-UPS RT 3000 VA Rack- Mount 208 V with 208 V to 120 V Step-Down Transformer	SURTD3KRMXL3U-TF5	117.3 (258.0)	601 (23.68)	603 (23.74)	980 (38.60)
APC Smart-UPS RT 5000 VA RM 208 V to 208/120 V	SURTD5000RMXLP3U	72.1 (158.7)	347 (13.68)	603 (23.74)	980 (38.60)
APC Smart-UPS RT 5000 VA 208 V with 208 V to 120 V Step- Down Transformer	SURTD5000XLT-1TF3	127.3 (280.0)	658 (25.90)	603 (23.74)	980 (38.60)
APC Smart-UPS RT (Rack/Tower) 6000 VA 208 V with 208 V to 120 V Step-Down Transformer	SURT6000XLT-1TF3	127.3 (280.0)	658 (25.90)	603 (23.74)	980 (38.60)
APC Smart-UPS RT 6 kVA RM 208 V with 208 V to 120 V 2U Step-Down Transformer	SURT6KRMXL3U-TF5	117.2 (258.0)	601 (23.68)	603 (23.74)	980 (38.60)
APC Smart-UPS RT 6000 VA RM 208 V to 208/120 V	SURTD6000RMXLP3U	72.1 (158.7)	347 (13.68)	603 (23.74)	980 (38.60)
APC Smart-UPS RT (Rack/Tower) 8000 VA 208 V with 208 V to 120 V Step-Down Transformer	SURT8000XLT-1TF3	192.7 (424.0)	900 (35.43)	597 (23.50)	991 (39.00)

## Shipping Weights and Dimensions (continued)

UPS Cabinet	SKU	Weight kg (lb)	Height mm (in)	Width mm (in)	Depth mm (in)
APC Smart-UPS RT 8 kVA RM 208 V with 208 V to 120 V 2 U Step-Down Transformer	SURT8KRMXL6U-TF5	182.7 (402.0)	806 (31.75)	597 (23.50)	991 (39.00)
APC Smart-UPS RT 10,000 VA 208 V with 208 V to 120 V Step-Down Transformer	SURT10000XLT-1TF10K	256.4 (564.0)	1247 (49.11)	597 (23.50)	991 (39.00)
APC Smart-UPS RT 10,000 VA 208 V with (2) 208 V to 120 V Step-Down Transformer	SURT10000XLT-2TF3	256.4 (564.0)	1247 (49.11)	597 (23.50)	991 (39.00)
APC Smart-UPS RT 10 kVA RM 208 V with (2) 208 V to 120 V 2 U Step-Down Transformer	SURT10KRMXL6U-TF5	182.7 (402.0)	806 (31.75)	597 (23.50)	991 (39.00)
APC Smart-UPS RT 15 kVA RM 208 V with 208 V to 120 V 10 kVA Step-Down Transformer	SURT15KRMXL1T-1TF10K	439.1 (966.0)	1396 (54.98)	610 (24.02)	1003 (39.49)
APC Smart-UPS RT 15 kVA RM 208 V with 208 V to 120 V 5 kVA Step-Down Transformer	SURT15KRMXL1T-TF5	364.1 (801.0)	1244 (48.98)	610 (24.02)	1003 (39.49)
APC Smart-UPS RT 20 kVA RM 208 V with 208 V to 120 V 10 kVA Step-Down Transformer	SURT20KRMXL1T-1TF10K	439.1 (966.0)	1396 (54.98)	610 (24.02)	1003 (39.49)
APC Smart-UPS RT 20 kVA RM 208 V with 208 V to 120 V 5 kVA Step-Down Transformer	SURT20KRMXL1T-TF5	364.3 (801.4)	1244 (48.98)	610 (24.02)	1003 (39.49)
APC Smart-UPS RT 3000 VA Rack Tower 208 V	SURTD3000RMXL1T3U	63.6 (140.0)	347 (13.68)	603 (23.73)	980 (38.60)
APC Smart-UPS RT 3000 VA 208 V	SURTD3000XLT	63.6 (140.0)	347 (13.68)	603 (23.73)	980 (38.60)
APC Smart-UPS RT 5000 VA Rack Tower 208 V	SURTD5000RMXL1T3U	72.3 (169.0)	347 (13.68)	603 (23.73)	980 (38.60)
APC Smart-UPS RT 5000 VA 208 V	SURTD5000XLT	63.6 (140.0)	347 (13.68)	603 (23.73)	980 (38.60)
APC Smart-UPS RT 6000 VA Rack/Tower 208 V	SURT6000RMXL1T3U	63.6 (140.0)	347 (13.68)	603 (23.73)	980 (38.60)
APC Smart-UPS RT 6000 VA 208 V	SURT6000XLT	63.6 (140.0)	347 (13.68)	603 (23.73)	980 (38.60)

### Shipping Weights and Dimensions (continued)

<b>UPS Cabinet</b>	<b>SKU</b>	<b>Weight kg (lb)</b>	<b>Height mm (in)</b>	<b>Width mm (in)</b>	<b>Depth mm (in)</b>
APC Smart-UPS RT 8000 VA Rack/Tower 208 V	SURT8000RMXLT6U	129.1 (284.0)	552 (21.75)	597 (23.50)	991 (39.00)
APC Smart-UPS RT 8000 VA 208 V	SURT8000XLT	129.1 (284.0)	552 (21.75)	597 (23.50)	991 (39.00)
APC Smart-UPS RT 10,000 VA Rack Tower 208 V	SURT10000RMXLT6U	129.1 (284.0)	552 (21.75)	597 (23.50)	991 (39.00)
APC Smart-UPS RT 10,000 VA 208 V	SURT10000XLT	129.1 (284.0)	552 (21.75)	597 (23.50)	991 (39.00)
APC Smart-UPS RT 15 kVA RM 208 V	SURT15KRMXLT	314.1 (691.0)	990 (38.98)	610 (24.02)	1003 (39.49)
APC Smart-UPS RT 20 kVA RM 208 V	SURT20KRMXLT	314.3 (691.4)	990 (38.98)	610 (24.02)	1003 (39.49)

# Environmental

## Requirements for Operation and Storage

Operating Ambient Temperature	0 to 40 °C (32 to 104 °F)
Operating Relative Humidity	0–95% non-condensing
Maximum Operating Altitude	3000 meters (10,000 feet)*
Storage Ambient Temperature	–20 to 60 °C (-4 to 140 °F)
Storage Relative Humidity	0–95% non-condensing
Maximum Storage Altitude	1500 meters (50,000 feet)
Audible noise at 1 meter (3 feet) from surface of unit	< 55 dBA
<b>Note:</b> When the UPS is operated at maximum operating altitude, it must be derated to 90% of its nominal capacity.	

## Heat Dissipation

Online Thermal Dissipation		
Model	SKU	BTUs per hr.
APC Smart-UPS RT 1500 VA Rack Tower 120 V	SURTA1500RMXL2U	537
APC Smart-UPS RT 1500 VA 120 V	SURTA1500XL	537
APC Smart-UPS RT 2200 VA RM 120 V	SURTA2200RMXL2U	587
APC Smart-UPS RT 2200 VA 120 V	SURTA2200XL	587
APC Smart-UPS RT 3000 VA Rack Tower 120 V	SURTA3000RMXL3U	655
APC Smart-UPS RT 3000 VA 120 V	SURTA3000XL	655
APC Smart-UPS RT 3000 VA 208 V with 208 V to 120 V Step-Down Transformer	SURTD3000XLT-1TF3	636
APC Smart-UPS RT 3000 VA Rack- Mount 208 V with 208 V to 120 V Step-Down Transformer	SURTD3KRMXL3U-TF5	636
APC Smart-UPS RT 5000 VA 208 V to 208/120 V	SURTD5000RMXLP3U	1589
APC Smart-UPS RT (Rack/Tower) 5000 VA 208 V with 208 V to 120 V Step-Down Transformer	SURTD5000XLT-1TF3	1150
APC Smart-UPS RT (Rack/Tower) 6000 VA 208 V with 208 V to 120 V Step-Down Transformer	SURT6000XLT-1TF3	1324
APC Smart-UPS RT 6 kVA RM 208 V with 208 V to 120 V 2 U Step-Down Transformer	SURT6KRMXL3U-TF5	1324
APC Smart-UPS RT 6000 VA RM 208 V to 208/120 V	SURTD6000RMXLP3U	1780

## Heat Dissipation (continued)

Online Thermal Dissipation		
Model	SKU	BTUs per hr.
APC Smart-UPS RT (Rack/Tower) 8000 VA 208 V with 208 V to 120 V Step-Down Transformer	SURT8000XLT-1TF3	1739
APC Smart-UPS RT 8 kVA RM 208 V with 208 V to 120 V 2U Step-Down Transformer	SURT8KRMXL6U-TF5	1739
APC Smart-UPS RT 10,000 VA 208 V with 208 V to 120 V Step-Down Transformer	SURT10000XLT-1TF10K	2254
APC Smart-UPS RT 10,000 VA 208 V with (2) 208 V to 120 V Step-Down Transformer	SURT10000XLT-2TF3	2254
APC Smart-UPS RT 15 kVA RM 208 V with 208 V to 120 V 10 kVA Step-Down Transformer	SURT15KRMXLT-1TF10K	2610
APC Smart-UPS RT 15 kVA RM 208 V with 208 V to 120 V 5kVA Step-Down Transformer	SURT15KRMXLT-TF5	2610
APC Smart-UPS RT 20 kVA RM 208 V with 208 V to 120 V 10 kVA Step-Down Transformer	SURT20KRMXLT-1TF10K	4320
APC Smart-UPS RT 20 kVA RM 208 V with 208 V to 120 V 5 kVA Step-Down Transformer	SURT20KRMXLT-TF5	4320
APC Smart-UPS RT 3000 VA Rack Tower 208 V	SURTD3000RMXLT3U	636
APC Smart-UPS RT 3000 VA 208 V	SURTD3000XLT	636
APC Smart-UPS RT 5000 VA Rack Tower 208 V	SURTD5000RMXLT3U	1150
APC Smart-UPS RT 5000 VA 208 V	SURTD5000XLT	1150
APC Smart-UPS RT 6000 VA Rack/Tower 208 V	SURT6000RMXLT3U	1324
APC Smart-UPS RT 6000 VA 208 V	SURT6000XLT	1324
APC Smart-UPS RT 8000 VA Rack/Tower 208 V	SURT8000RMXLT6U	1739
APC Smart-UPS RT 8000 VA 208 V	SURT8000XLT	1739
APC Smart-UPS RT 10,000 VA Rack Tower 208 V	SURT10000RMXLT6U	2216
APC Smart-UPS RT 10,000 VA 208 V	SURT10000XLT	2454
APC Smart-UPS RT 15 kVA RM 208 V	SURT15KRMXLT	2610
APC Smart-UPS RT 20 kVA RM 208 V	SURT20KRMXLT	4320

# Options

---

## Hardware Options

### Smart-UPS On-Line Battery Systems

APC Smart-UPS RT 48 V RM Battery Pack	SURTA48RMXLBP2U
APC Smart-UPS RT 48 V Battery Pack	SURTA48XLBP
APC Smart-UPS RT 192 V RM Battery Pack (additional battery)	SURT192RMXLBP3U
APC Smart-UPS RT 192 V Battery Pack (additional battery)	SURT192XLBP
APC Smart-UPS RT 192 V RM Battery Pack 2 Rows	SURT192RMXLBP2
APC Replacement Battery Cartridge #44 (replacement battery)	RBC44
APC Replacement Battery Cartridge #57 (replacement battery)	RBC57

UPS VA	1500	2200	3000	5000	6000	8000	10,000	15,000	20,000
<b>Extendable Runtime Unit</b>	SURTA48XLBP or SURTA48RMXLBP2U		SURT192XLBP or SURT192RMXLBP3U				SURT192RMXLBP2		
<b>Replacement Battery Cartridge (RBC)</b>	RBC57		RBC44						

### UPS Network Management Cards

UPS Network Management Card with Environmental Monitoring and Out-of-Band Management	AP9618
UPS Network Management Card 2	AP9630
UPS Network Management Card 2 with Environmental Monitoring	AP9631



<b>Smart-UPS On-Line Compatibility</b>	<b>UPS Network Management Card 2 with Environmental Monitoring</b>	<b>UPS Network Management Card with Environmental Monitoring and Out of Band Management</b>	<b>UPS Network Management Card 2</b>
<b>SKU</b>	<b>AP9631</b>	<b>AP9618</b>	<b>AP9630</b>
SURTA1500RML2U	Compatible	Compatible	Compatible
SURTA1500XL	Compatible	Compatible	Compatible
SURTA2200RML2U	Compatible	Compatible	Compatible
SURTA2200XL	Compatible	Compatible	Compatible
SURTA3000RML3U	Compatible	Compatible	Compatible
SURTA3000XL	Compatible	Compatible	Compatible
SURTD3000XLT-1TF3	Compatible	Compatible	Compatible
SURTD3KRMXL3U-TF5	Compatible	Compatible	Compatible
SURTD5000RMXLP3U	Pre-installed	Compatible	Compatible
SURTD5000XLT-1TF3	Pre-installed	Compatible	Compatible
SURT6000XLT-1TF3	Pre-installed	Compatible	Compatible
SURT6KRMXL3U-TF5	Pre-installed	Compatible	Compatible
SURTD6000RMXLP3U	Pre-installed	Compatible	Compatible
SURT8000XLT-1TF3	Pre-installed	Compatible	Compatible
SURT8KRMXL6U-TF5	Pre-installed	Compatible	Compatible
SURT15KRMXLT-1TF10K	Pre-installed	Compatible	Compatible
SURT15KRMXLT-TF5	Pre-installed	Compatible	Compatible
SURT20KRMXLT-1TF10K	Pre-installed	Compatible	Compatible
SURT20KRMXLT-TF5	Pre-installed	Compatible	Compatible
SURTD3000RMXLT3U	Compatible	Compatible	Compatible
SURTD3000XLT	Compatible	Compatible	Compatible
SURTD5000RMXLT3U	Pre-installed	Compatible	Compatible
SURTD5000XLT	Pre-installed	Compatible	Compatible
SURT6000RMXLT3U	Pre-installed	Compatible	Compatible
SURT6000XLT	Pre-installed	Compatible	Compatible
SURT8000RMXLT6U	Pre-installed	Compatible	Compatible
SURT8000XLT	Pre-installed	Compatible	Compatible
SURT10000RMXLT6U	Pre-installed	Compatible	Compatible
SURT10000XLT	Pre-installed	Compatible	Compatible
SURT15KRMXLT	Pre-installed	Compatible	Compatible
SURT20KRMXLT	Pre-installed	Compatible	Compatible

## Additional Management Cards and Options

Legacy Communications SmartSlot Card	AP9620
Relay I/O SmartSlot Card	AP9610
Interface Expander with 2 UPS Communication Cables SmartSlot Card	AP9607CB
SmartSlot Expansion Chassis	AP9600
APC SmartSlot Triple Chassis Black	AP9604BLK
Out-of-Band Management SmartSlot Card	AP9608

Smart-UPS On-Line Compatibility	Legacy Communications SmartSlot Card	Relay I/O SmartSlot Card	Interface Expander with 2 UPS Communication Cables SmartSlot Card	Smart-Slot Expansion Chassis	APC SmartSlot Triple Chassis Black	Out-of-Band Management SmartSlot Card
SKU	AP9620	AP9610	AP9607CB	AP9600	AP9604BLK	AP9608
SURTA1500RMXL2U	not compatible			compatible		
SURTA1500XL	not compatible			compatible		
SURTA2200RMXL2U	not compatible			compatible		
SURTA2200XL	not compatible			compatible		
SURTA3000RMXL3U	not compatible			compatible		
SURTA3000XL	not compatible			compatible		
SURTD3000XLT-1TF3	compatible			not compatible		
SURTD3KRMXL3U-TF5	compatible			not compatible		
SURTD5000RMXLP3U	compatible			not compatible		
SURTD5000XLT-1TF3	compatible			not compatible		
SURT6000XLT-1TF3	not compatible			compatible		
SURT6KRMXL3U-TF5	not compatible			compatible		
SURTD6000RMXLP3U	compatible			not compatible		
SURT8000XLT-1TF3	not compatible			compatible		
SURT8KRMXL6U-TF5	not compatible			compatible		
SURT15KRMXLT-1TF10K	not compatible			compatible		
SURT15KRMXLT-TF5	not compatible			compatible		
SURT20KRMXLT-1TF10K	not compatible			compatible		
SURT20KRMXLT-TF5	not compatible			compatible		
SURTD3000RMXLT3U	compatible			not compatible		
SURTD3000XLT	compatible			not compatible		
SURTD5000RMXLT3U	compatible			not compatible		
SURTD5000XLT	compatible			not compatible		
SURT6000RMXLT3U	not compatible			compatible		
SURT6000XLT	not compatible			compatible		
SURT8000RMXLT6U	not compatible			compatible		
SURT8000XLT	not compatible			compatible		
SURT10000RMXLT6U	not compatible			compatible		
SURT10000XLT	not compatible			compatible		
SURT15KRMXLT	not compatible			compatible		
SURT20KRMXLT	not compatible			compatible		

## Interface and Extension Cables

UPS Communications Cable Simple Signaling	940-0020
UPS Communication Cable Smart Signaling	940-0024
15 ft/5 m Extension Cable for use with UPS communications cable	AP9815
UNIX Basic Signaling Cable	AP9823
Isolate Serial Extension Cable	AP9825
Vendor-specific UPS Communication Cable for IBM AS/400	940-0006
Vendor-specific Cisco Unity Express UPS Simple Signaling Cable	AP9840
APC Smart-UPS RT 3.5 m Extension Cable for XLBP2 External Battery Packs	SURT019

## Mounting Rails

APC Smart-UPS/Smart-UPS RT Two-Post Rail Kit	AP9625
APC Smart-UPS RT 19-inch Rail Kit	SURTRK
APC Smart-UPS RT 19-inch Rail Kit for Smart-UPS RT 3/5/6/8/10 kVA	SURTRK2

UPS VA	1500	2200	3000	5000	6000	8000	10,000	15,000	20,000
<b>Optional Rail Kit</b>	AP9625 or SURTRK		AP9625 or SURTRK2				SURTRK4		

## Emergency Power Off

Emergency Power Off (EPO)	EPW9
---------------------------	------

## Service Bypass Panels

APC Service Bypass Panel- 200/208/240 V; 100 A; MBB; Hardwire input; (3) L6-30R (3) L6-20R output	SBP10KRMT4U
APC Service Bypass Panel- 200/208/240 V; 100 A; MBB; Hardwire input/output	SBP16KP
APC Service Bypass Panel 200/208/230/240 V; 125 A; Hardwire input/output	SBP20KP
APC Service Bypass Panel 200/208/240 V; 125 A; Hardwire input (2) L6-30R (4) L6-20R output	SBP20KRMT4U

## Transformers

APC WW 10 kVA Isolation Transformer	APTF10KW01
APC 208 V/120 V 10 kVA Step-Down Transformer	APTF10KT01
APC Step-Down Transformer RM 2U 208 V In 120 V Out; with 5-20 Receptacles	AP9626
APC Smart-UPS RT Tower Isolation/Step-Down Transformer	SURT003

## Rack Hardware and Accessories

NetShelter VX Grounding Kit	AR8390
-----------------------------	--------

## Power Distribution Units

Rack PDU, Basic, Zero U, 20 A, 208 V, (20) C13 and (4) C19	AP7540
Rack PDU, Basic, Zero U, 30 A, 200/208 V, (20) C13 and (4) C19	AP7541
Rack PDU, Basic, Zero U, 5.7 kW, 120/208 V, (21) 5-20 and (6) L6-20; 10 ft (3 m) cord	AP7593

Rack PDU, Basic, Zero U, 5.7 kW, 208 V, (36) C13 and (6) C19; 10 foot (3 m) cord	AP7594
Rack PDU, Basic, 1U, 16A, 208 V, (12) C13	AP9566
Rack PDU, Basic, 1U, 30A, 208 V, (10) C13	AP9571A
Rack PDU, Basic, 1U, 30A, 208 V, (4) C19s	AP9570
Rack PDU Extender, Basic, 2U, 30A, 100/120/200/208 V, (4) L5-20	AP7580
Rack PDU Extender, Basic, 2U, 30A, 100/120/200/208 V, (4) L5-30	AP7583
Rack PDU Extender, Basic, 2U, 30A, 120 V, (12) 5-20	AP7582
Rack PDU Extender, Basic, 2 U, 30 A, 200/208 V, (4) L6-20	AP7581
Rack PDU Extender, Basic, 2 U, 30 A, 200/208 V, (4) L6-30	AP7584
Rack PDU, Basic, 1U, 20 A, 120 V, (10) 5-20; 5-20P	AP9563
EMC PDU RM 1U, 30 A, 208 V, (12) C13, L6-30P with 1.524 m (5 ft) cord	EMC9571
EMC PDU RM 1U, 30A, 208 V, (12) C13, L6-30P with 1.524 m (5 ft) cord RoHS	EMCR9571
Rack PDU 2G, Metered, Zero U, 20A, 208 V, (18) C13 and (2) C19, L620 Cord	AP8858NA3
Rack PDU 2G, Metered, Zero U, 30A, 200/208 V, (36) C13 and (6) C19	AP8841
Rack PDU, Metered, 2 U, 30A, 208 V, (12) C13 and (4) C19	AP7811
Rack PDU 2G, Switched, Zero U, 20 A, 208 V, (21) C13 and (3) C19, L620 Cord	AP8959NA3
Rack PDU 2G, Switched, Zero U, 20 A, 208 V, (7) C13 and (1) C19, L620 Cord	AP8958NA3
Rack PDU 2G, Switched, Zero U, 30 A, 200/208 V, (21) C13 and (3) C19	AP8941
Rack PDU, Switched, 2U, 30 A, 208 V, (16) C13	AP7911A
Rack PDU 2G, Switched Plus, ZeroU, 30 A, 200/208 V, (21) C13 and (3) C19	AP8641
<b>Configurable Power Accessories: Single-Phase Whips</b>	
3-Wire Whip W/L6-30 11 ft	PDW11L6-30C
3-Wire Whip W/L6-30 13 ft	PDW13L6-30C
3-Wire Whip W/L6-30 15 ft	PDW15L6-30C
3-Wire Whip W/L6-30 17 ft	PDW17L6-30C
3-Wire Whip W/L6-30 19 ft	PDW19L6-30C
3-Wire Whip W/L6-30 21 ft	PDW21L6-30C
3-Wire Whip W/L6-30 23 ft	PDW23L6-30C
3-Wire Whip W/L6-30 25 ft	PDW25L6-30C
3-Wire Whip W/L6-30 27 ft	PDW27L6-30C
3-Wire Whip W/L6-30 29 ft	PDW29L6-30C
3-Wire Whip W/L6-30 31 ft	PDW31L6-30C
3-Wire Whip W/L6-30 33 ft	PDW33L6-30C
3-Wire Whip W/L6-30 35 ft	PDW35L6-30C

3-Wire Whip W/L6-30 37 ft	PDW37L6-30C
3-Wire Whip W/L6-30 39 ft	PDW39L6-30C
3-Wire Whip W/L6-30 41 ft	PDW41L6-30C
3-Wire Whip W/L6-30 43 ft	PDW43L6-30C
3-Wire Whip W/L6-30 45 ft	PDW45L6-30C
3-Wire Whip W/L6-30 47 ft	PDW47L6-30C
3-Wire Whip W/L6-30 49 ft	PDW49L6-30C
3-Wire Whip W/L6-30 51 ft	PDW51L6-30C
3-Wire Whip W/L6-30 53 ft	PDW53L6-30C
3-Wire Whip W/L6-30 55 ft	PDW55L6-30C
3-Wire Whip W/L6-30 57 ft	PDW57L6-30C
3-Wire Whip W/L6-30 59 ft	PDW59L6-30C
3-Wire Whip W/L6-30 61 ft	PDW61L6-30C
3-Wire Whip W/L6-30 7 ft	PDW7L6-30C
3-Wire Whip W/L6-30 9 ft	PDW9L6-30C
3-Wire Whip W/L6-30 5 ft	PDW5L6-30C

### **Power Cords**

Power Cord, Locking C19 to 5-20P, 3.0 m	AP8751
Power Cord, C19 to L6-20P, 3.7 m	AP9871
Power Cord, C19 to L6-30P, 2.4 m	AP9896

### **Rack-Mount Transfer Switches**

Rack ATS, 200-208 V, 20A, L6-20 In, (8) C13 (1) C19 Out	AP7730
Rack ATS, 2 U, 208 V, 30A, L6-30P In, (16) C13, (2) C19 Out	AP7732

### **Accessories**

SURT Equipment Cart	SURT013
APC Smart-UPS RT 5/6 kVA 120 V PDU KIT with (6) NEMA 5-20	SURT014
APC Smart-UPS RT 5/6 kVA 208 V PDU KIT with (3) NEMA L6-20	SURT015
APC Smart-UPS RT 5/6 kVA 120 V/208 V PDU KIT with (1) L14-30 and (2) L5-20	SURT016
APC Smart-UPS RT 5/6 kVA 208 V PDU KIT with (2) L6-30	SURT017
APC Smart-UPS RT 5/6 kVA Input/Output Hardwire Kit	SURT018
10-32 Hardware Kit	AR8005
19 Inch Rotating Keyboard Drawer Black	AR8127BLK
Sliding Shelf 100 lbs/45.5 kg Black	AR8123BLK
Sliding Shelf 200 lbs/91 kg Black	R8128BLK

# Software Options

PowerChute Business Edition (PCBE) 5 Node

SFPCBE901

PowerChute™ Network Shutdown (PCNS

SFPCNS224

(provided with UPS Network Management Card 2 with Environmental Monitoring (AP9631)

UPS VA	1500	2200	3000	5000	6000	8000	10,000	15,000	20,000
<b>Compatible Software</b>	SFPCBE901 (PCBE)			SFPCNS224 (PCNS)					



**Note:** All Smart-UPS On-Line Rack-Mount models are certified for use with StruxureWare™ management software.

StruxureWare Central Basic

AP9465

StruxureWare Central Standard

AP9470

StruxureWare Central Enterprise

AP9475

StruxureWare Central Standard Management Pack

AP9480

StruxureWare Central Basic Management Pack

AP9482

StruxureWare Central Enterprise Management Pack

AP9485

# Limited Warranty

---

American Power Conversion (APC) warrants its products to be free from defects in materials and workmanship for a period of two years from the date of purchase, except in India where the period is one year for battery module(s). Its obligation under this warranty is limited to repairing or replacing, at its own sole option, any such defective products. To obtain service under warranty you must obtain a Returned Material Authorization (RMA) number from customer support (see Service in the *User Manual* for your Smart-UPS On-Line model). Products must be returned with transportation charges prepaid and must be accompanied by a brief description of the problem encountered and proof of date and place of purchase. This warranty does not apply to equipment that has been damaged by accident, negligence, or misapplication or has been altered or modified in any way. This warranty applies only to the original purchaser who must have properly registered the product within 10 days of purchase.

**EXCEPT AS PROVIDED HEREIN, AMERICAN POWER CONVERSION MAKES NO WARRANTIES, EXPRESSED OR IMPLIED, INCLUDING WARRANTIES OF MERCHANTABILITY AND FITNESS FOR A PARTICULAR PURPOSE.** Some states do not permit limitation or exclusion of implied warranties; therefore, the aforesaid limitation(s) or exclusion(s) may not apply to the purchaser.

**EXCEPT AS PROVIDED ABOVE, IN NO EVENT WILL APC BE LIABLE FOR DIRECT, INDIRECT, SPECIAL, INCIDENTAL, OR CONSEQUENTIAL DAMAGES ARISING OUT OF THE USE OF THIS PRODUCT, EVEN IF ADVISED OF THE POSSIBILITY OF SUCH DAMAGE.** Specifically, APC is not liable for any costs, such as lost profits or revenue, loss of equipment, loss of use of equipment, loss of software, loss of data, costs of substitutes, claims by third parties, or otherwise. This warranty gives you specific legal rights and you may have other rights that vary from state to state.





# Worldwide Customer Support

Customer support is available at no charge via e-mail or telephone. Contact information is available at [www.apc.com/support/contact](http://www.apc.com/support/contact).

© APC by Schneider Electric. APC and the APC logo are owned by Schneider Electric Industries S.A.S., American Power Conversion Corporation, or their affiliated companies. All other trademarks are property of their respective owners.