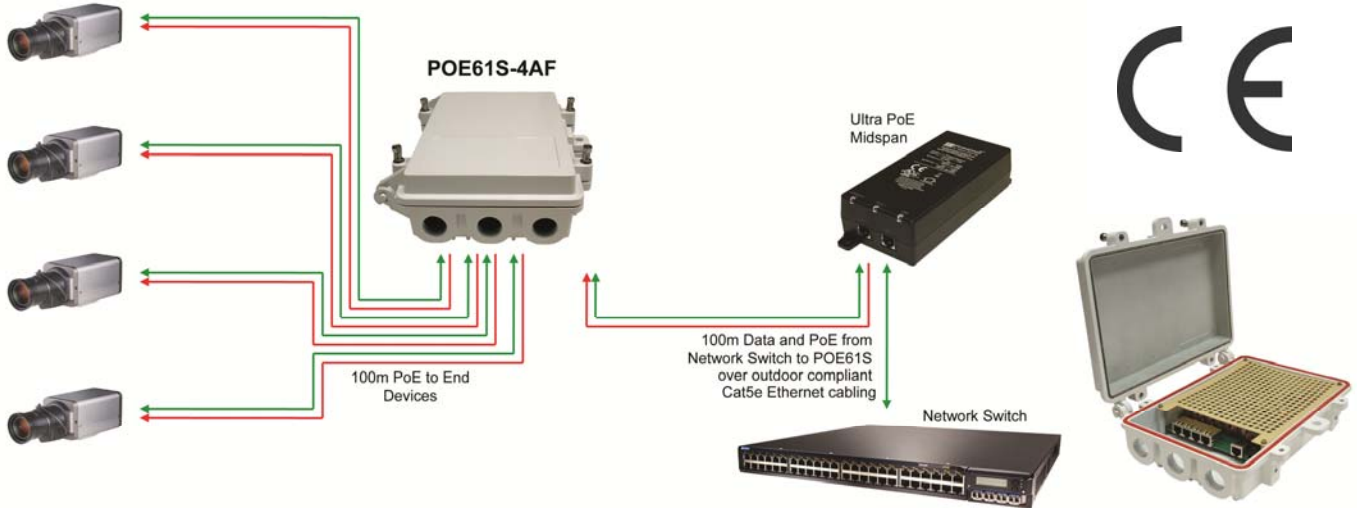




5 Port PoE Switch Powered by ULTRA PoE Extends Ethernet Data and PoE to External Devices



Features

- 4 Ports 15.4W per port
- 10/100 Base-T Data Rates
- Circuit Boost to Compensate for Wire Drops
- IP67 Rating (Waterproof)
- -40-60°C operation
- Powered by Ultra PoE (No AC or DC input)
- Full power Every Port
- Extends Ethernet to 200meters from the network switch
- Optional Cable Glands for Waterproof Operation

Applications

- IP Cameras
- Access Controls
- Wireless Access Points
- IP Telephones

Safety Approvals

- CE

Mechanical Characteristics

- Length: 252.1mm (9.93in)
- Width: 176mm (6.93in)
- Height: 78mm (3.07in)
- Weight: 1.7Kg (3.75lb)

Mechanical Characteristics (With Mounting Bracket)

- Length: 300mm (11.81in)
- Width: 184mm (7.24in)
- Height: 82mm (3.23in)
- Weight: 2.83Kg (6.25lb)

Output Specifications

Model	Output
POE61S-4AF-R	15.4W per port on 4 ports Total power-62W

Phihong is not responsible for any error, and reserves the right to make changes without notice. Please visit our website at www.phihong.com for the most up-to-date specifications and contact information.

INPUT:

The PoE extender can only receive power from an “Ultra PoE” midspan, “Mega PoE” midspan, or equivalent.

DC Input Voltage Range

45-57VDC

Ripple and Regulation

100mV maximum

DC Input Current

2.5A at 45VDC at maximum load

2.0A at 57VDC at maximum load

Efficiency

84% (typical) at full load and 48VDC

PoE Standard Compliance

Input

12.5K Internal Signature Resistance

Output

Detects a 25K Signature Resistance

ENVIRONMENTAL:

Temperature

Operation -40 to +60°C

Non-operation -40 to +85°C

Humidity

Operation 5 to 90%

Cable

Designed to operate up to 100 meters per IEEE 802.3, Cat 5e or Cat 6 rated for outdoor use

Weather Proof Enclosure

IP67 Compliant

Warranty

Limited Lifetime

Immunity

ESD: EN61000-4-2. Level 3

RS: EN61000-4-3. Level 3

EFT/Burst: EN61000-4-4. Level 2

Surge: EN61000-4-5. Level 2

CS: EN61000-4-6. Level 2

Note: RS and CS tested with POE75U-1UP

EMC

EN55022 Class B

FCC Part 15, Class B

Isolation Test

Input to Field Ground: 2121VDC for 1 minute

Output to Field Ground: 2121VDC for 1 minute

Insulation Resistance

Input and Output to field ground: >10 OHM

500VDC

FEATURE:

Over Voltage/Current, Short Circuit Protection

Outputs equipped with short circuit protection and overload protection as per 802.3af specification

Indicators

Ethernet Green Full Duplex, otherwise Half Duplex

Green 100M, otherwise 10M

Yellow blinking, Ethernet activity

POE INPUT On: Input power OK
Off: No power or voltage low

OUTPUT On: POE output OK
Off: No POE output

Input and Output Data Connector

RJ45

Input/Output Case Ports

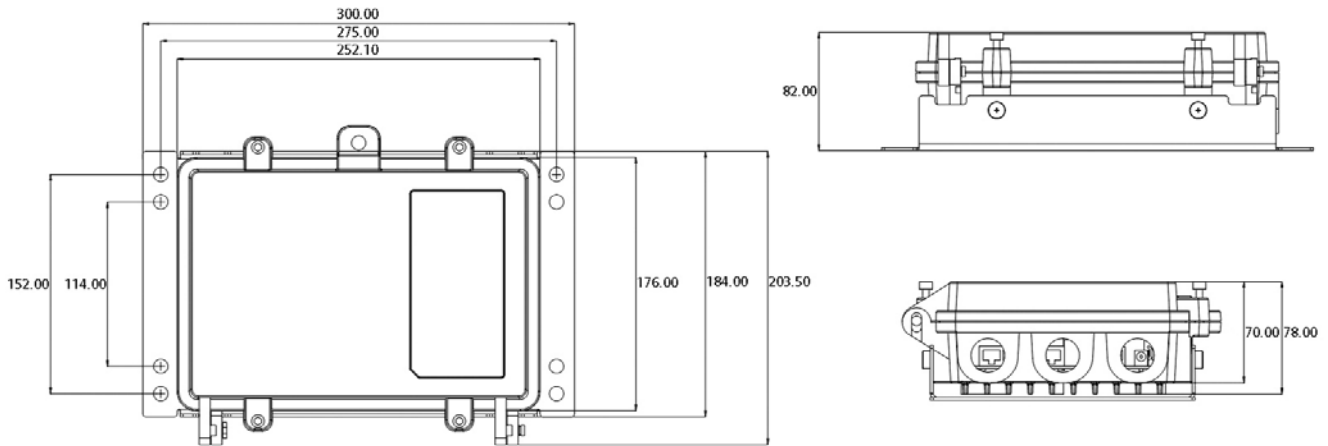
3 ¾ NPT holes compatible with standard ¾ NPT conduit piping or Pihong wire glands PGLAND750/PGLAND750-2 with fully waterproof AC and Ethernet cables.

Network Switch

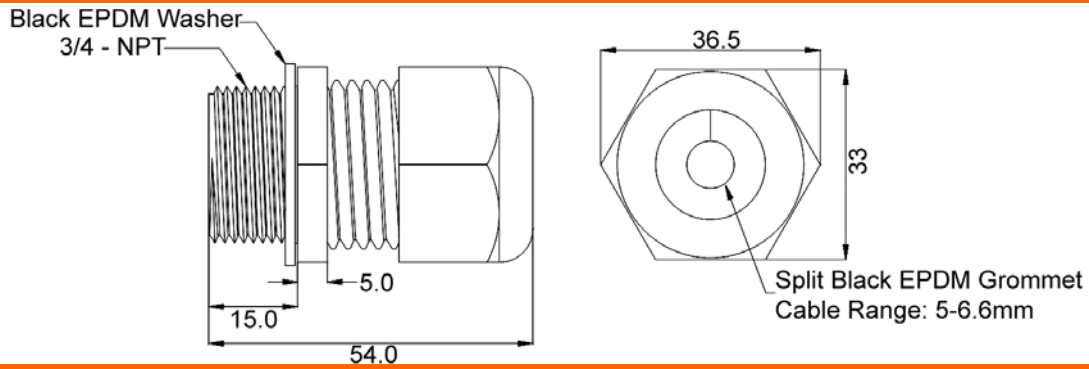
Network Switch must be Environment Rated B as per paragraph 33.4.1.1 of the IEEE802.3at standard.

POE61S Dimension Diagram unit:mm

WWW.PHIHONG.COM



Single Cable Gland - PGLAND750 Dimension Diagram unit:mm



Double Cable Gland - PGLAND750-2 Dimension Diagram unit:mm

